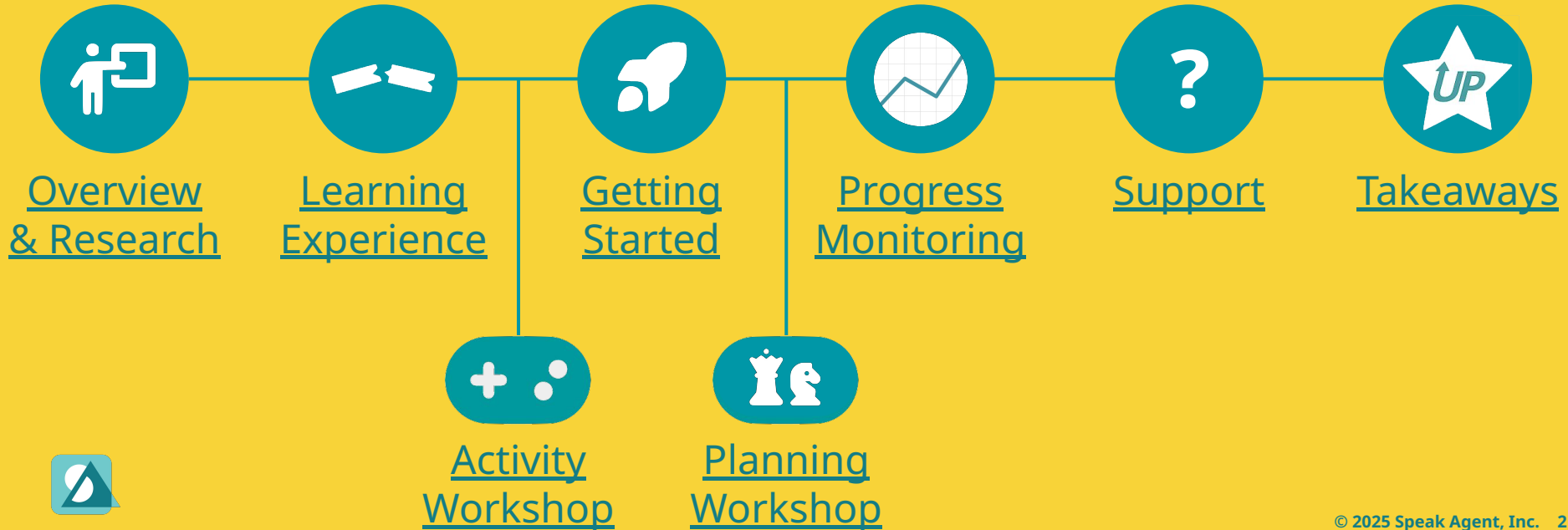


Getting Started with Speak Agent Math + Language

PGCPS PD Course 101



Today's Agenda





Overview and Research

Who Are We?

Speak Agent is a team of educators who believe that language is key to success for all learners.

Our company is 100% owned and operated by educators, not by private equity or hedge funds.



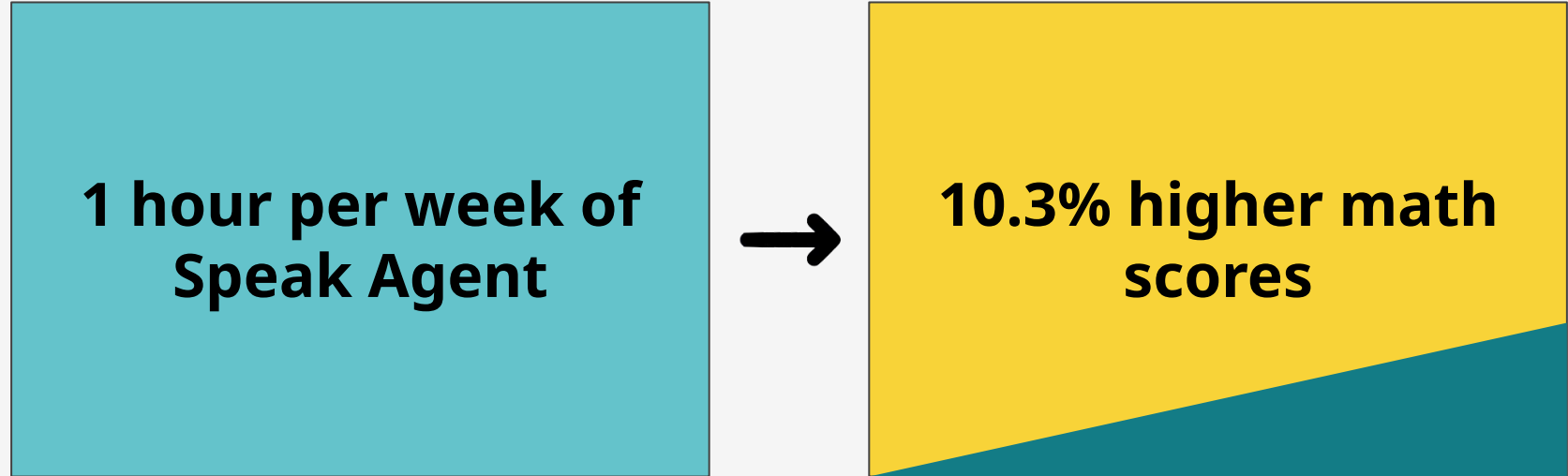
Our 6-Year Story with PGCPS

- **Spring 2019** Middle School Math Pilot
- **Spring 2022** Middle School Science Pilot
- **Fall 2022** Middle School Math Effectiveness Study
 - PGCPS Math Benchmark
 - WIDA ACCESS 2.0
- **Spring 2024** High School Math Pilot
- **Fall 2024** Upper Elementary Math Pilot
- **Fall 2025** Pro Bono: Math Fluency 6 and LSN Government



Why Speak Agent?

By learning the language of content, all students will unlock their full potential. We don't just believe this. We have evidence! For example:



An Award-Winning Program



Tools Competition
2021 WINNER



newschools
venture fund

Ignite **ELL Challenge**
WINNER



Best Support for English Learners









Small Business
Innovation Research
AWARDEE



**Language is integral to the math
and science practices...**

Connecting Literacy to the Math Practices

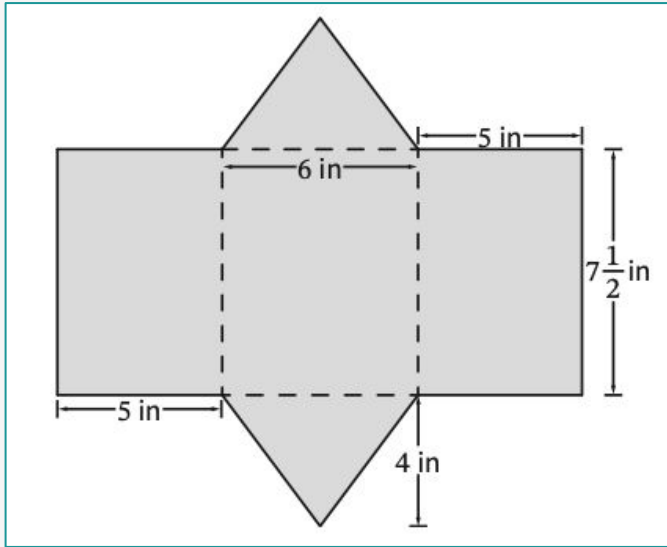
Practice						
MP1: Sense Making	✓		✓		✓	
MP2: Reasoning		✓		✓		✓
MP3: Arguments	✓	✓	✓	✓	✓	✓
MP4: Modeling		✓		✓	✓	✓
MP5: Tools	✓	✓		✓	✓	✓
MP6: Precision	✓	✓	✓	✓	✓	
MP7: Structure	✓	✓	✓	✓	✓	✓
MP8: Regularity			✓	✓	✓	✓



How Will You Answer This Test Question?



Math 8 test item



Jacob _____ that it is _____ to _____ the _____ of the _____ with the information provided about the _____.

Is Jacob's claim _____?

- If the claim is valid, _____ and list the information needed to find the surface area.
- If the claim is not valid, explain your reasoning.



How Does Speak Agent Help?

It significantly improves learning outcomes in the content areas by integrating language into your existing curriculum.

- Ready-to-use digital lessons.
- Mapped to your curriculum.
- Easy to collaborate with colleagues.
- AA-level accessibility.
- Single Sign-On with **Clever**.
- Daily roster sync with **Synergy**.
- Automatically collects reporting data.
- No AI. You are in control.



The Content + Language Framework



+



The Content + Language Learning Model

Acquire the Vocabulary	Build Comprehension	Communicate Reasoning
Goal: Make the academic concepts accessible to all learners.	Goal: Deepen a student's understanding of the key academic concepts; make real-world connections.	Goal: Encourage students to demonstrate mastery and critical thinking.
Process: Engage students in listening, speaking, and morphology practice using visual aids.	Process: Engage students in reading and interacting with simplified but age-appropriate texts.	Process: Ramp up the complexity of texts and add opportunities for open-ended expression.



Middle Grades Math Programs We Support

CORE



Math 4-5



Math 6



Math 7



Math 8

HONORS



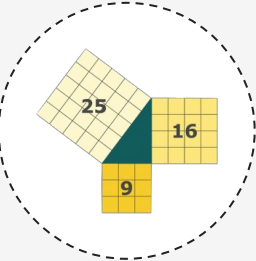
Accelerated 1



Accelerated 2



Foundations for Algebra



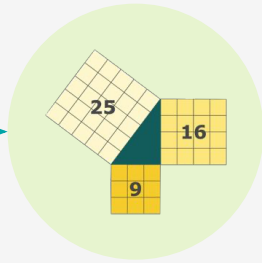
HS Geometry



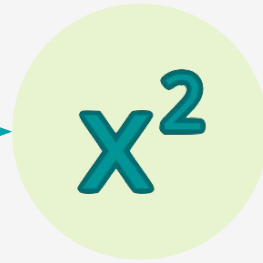
High School Math Programs We Support



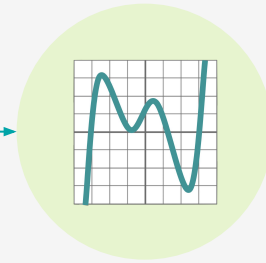
Applications in
Mathematics



Geometry



Algebra 1




Algebra 2



Pilot Testing in SY26



Math Fluency 6
for Newcomers



LSN
Government



Evidence

Let's look at the data behind this language-based approach.

- Math evidence
- ELD evidence
- Science evidence



Math Results

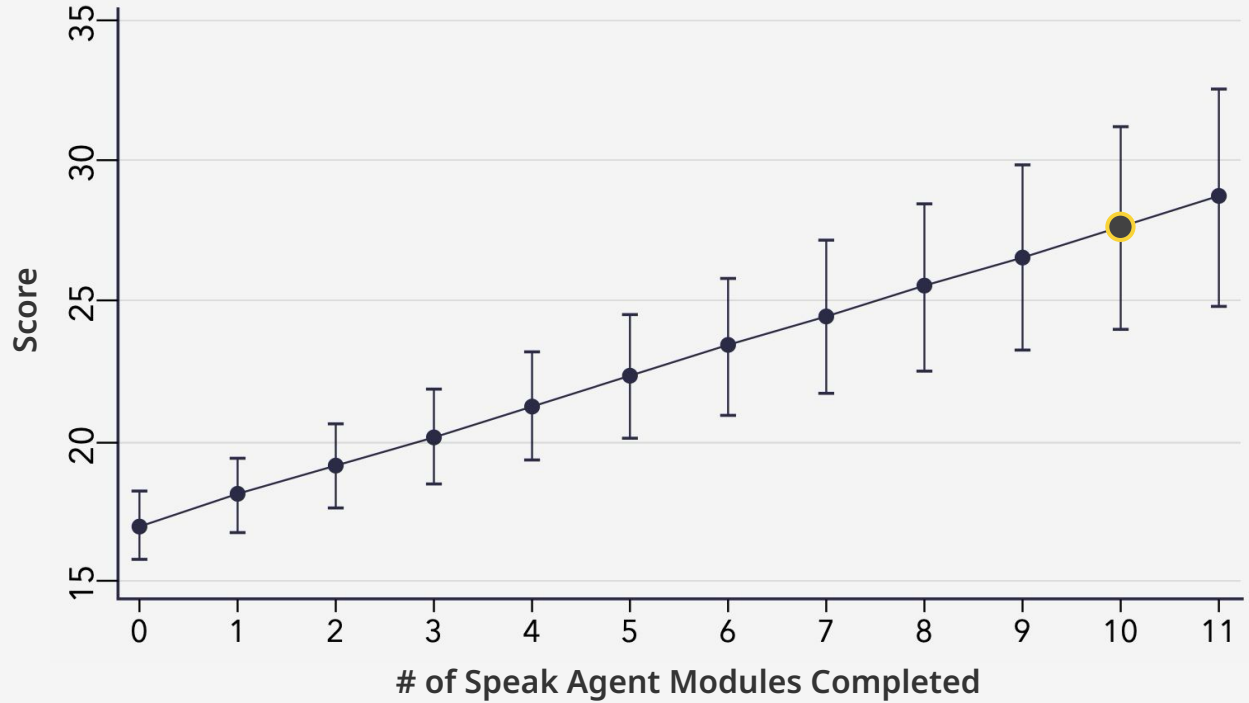
N = 46,929

99.9% confidence level

QED study with 24,180 students in grades 6-8 at Prince George's County.

Results apply to both multilingual and monolingual learners.

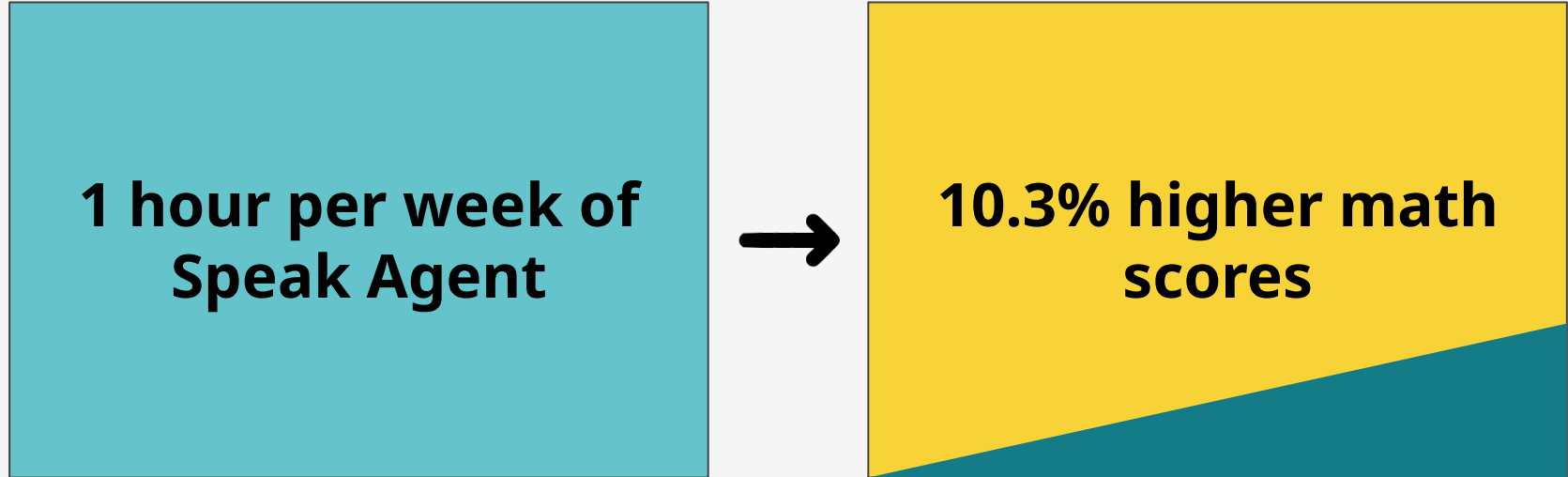
Predicted Mean PGCPs Math Benchmark Score



SOURCE: Huebert, E. (2022). Effect of Speak Agent on Math and English Language Proficiency Scores at Middle Grades in Prince George's County Public Schools. Leanlab Education. <https://www.speakagent.com/evidence>

Interpreting the Results

Completing 10 modules in an academic quarter, which takes no more than one hour per week, resulted in a 10.3% mean higher score.



ELD Results

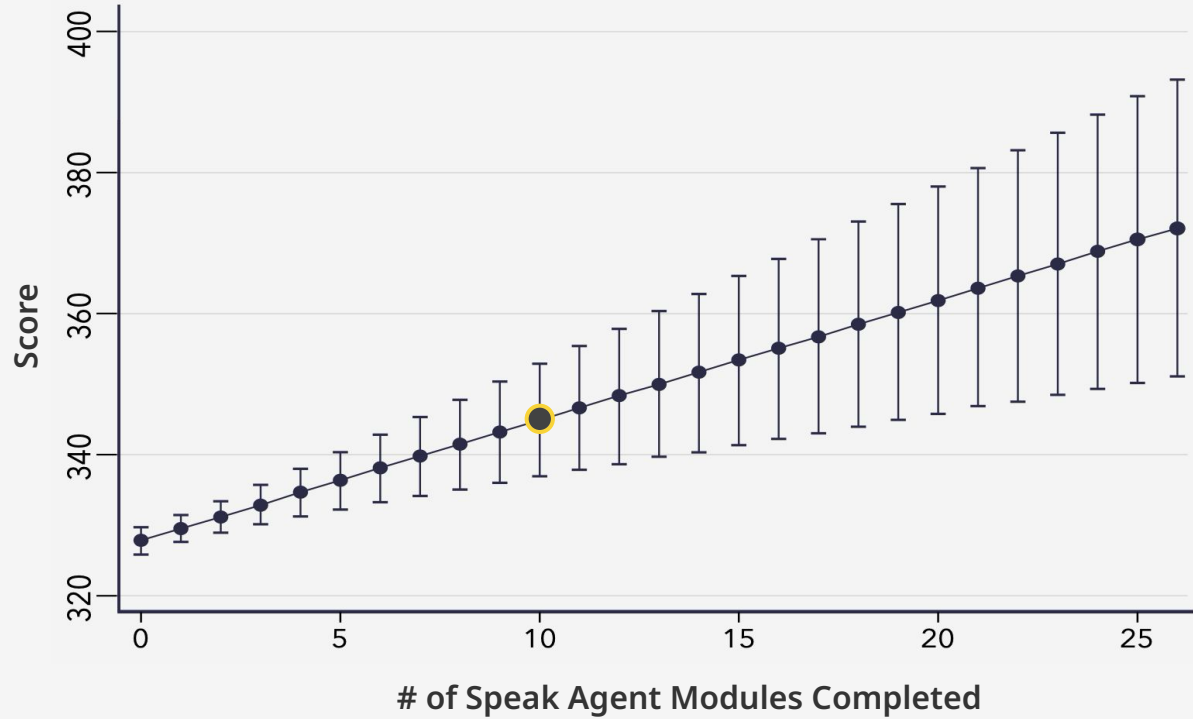
N = 5,361

99.9% confidence level

QED study with 5,361 MLLs in grades 6-8 at Prince George's County.

Results suggest a higher dosage may have an even greater impact.

Predicted Mean ACCESS 2.0 Scale Score



ELD Results, by Domain

N = 5,361

99.9% confidence level

This table shows the mean effect size, by ACCESS domain, at a one hour per week dosage.

MLLs at all levels, including Level 1 learners (N = 1,014), experienced significant gains.

ACCESS Domain	Effect Size
Speaking	+22 points
Listening	+20 points
Writing	+18 points
Reading	+13 points
Comprehension	+15 points
Literacy	+16 points
Oral	+21 points



80%

of students agreed or strongly agreed that they enjoy using Speak Agent
(N=2,497)

72%

of students report that Speak Agent helps them learn "**more**" than any other classroom tool or resource (N=2,497)

Recap: Overview and Research



Let's review:

- ✓ Why use Speak Agent?
- ✓ What is Content + Language?
- ✓ What is the research behind it?





Learning Experience

**Ready to
explore?**



Walkthrough

We will take a look at both the teaching and student learning experiences.

- Teacher features
- Student experience
- Learning activities & strategies



What Can You Do in Speak Agent?

- View data and access student data on your Home page.
- View class reports and assignments.
- Find lessons that supplement your curriculum.
- Run activities from your computer—or assign them as independent practice.
- Print lesson materials, differentiate instruction, review student work, check answer keys, and more.
- Use the Academy self-serve PD to dive deeper into Speak Agent.



- Home
- Classes & Students
- Lessons
- Wordlists
- Academy

Hi, Demo Teacher

(Not Demo Teacher? [Sign in to your account.](#))

School Year 2022 - 2023 Summary



Your Students

Search Students:

1 2 »

Last Name	First Name	Class	# Activities Done	# Lessons Done
Akanbi	Emmanuel Ia	Science 6 Accelerated Math 1	68%	22%
Akintomo wo	Samuel	Science 6 Accelerated Math 1	52%	22%

Inbox

From	status	Action
Dozier, Jayana	In Progress	↔
Doubouya, Oumou	In Progress	↔
Amuchie, Munachimso	Awaiting Approval	↔
Ikwubuo, Vienna	Awaiting Approval	↔
Alemkia, Gabriella-Jolie	In Progress	↔
Anderson, London	Awaiting Approval	↔






See Messages

Home includes a data dashboard, a searchable roster, and an Inbox for student writing submissions.

Classes and Students

Classes | **Students**

Search Classes:
Search by class name or sec

Class Section 	# of Students 	Action
Math 8 804	1	
Math 6 602	4	
Math 7 701	5	

Classes & Students pulls all the class sections from **Synergy**. Rostering happens automatically and syncs every day.

Lessons

+ Create New Lesson

71

Organization Lessons (47)

Lessons You Made (0)

Sample Lessons (17)

Search Lessons:

Narrow By:

Include lessons made by other teachers.

1 2 »

<input type="checkbox"/>	<input type="checkbox"/>	Title	Classes Assigned To	Subject	Grade	Tags	Actions
<input type="checkbox"/>	5	Math 6 1.1A Negative Numbers & Absolute Value	-	Middle School Math	6	6.G.3 6.NS.5 6.NS.6 6.NS.7 6.NS.8	<input type="button" value="Link"/> <input type="button" value="Eye"/> <input type="button" value="Copy"/>
<input type="checkbox"/>	5	Math 6 1.1B Negative Numbers & Absolute Value	-	Middle School Math	6	6.G.3 6.NS.5 6.NS.7 6.NS.8 6NS.6	<input type="button" value="Link"/> <input type="button" value="Eye"/> <input type="button" value="Copy"/>
<input type="checkbox"/>	3	Math 6 1.2A Equivalence & Equality	-	Middle School Math	6	6.NS.5 6.NS.6 6.NS.7 6.NS.8	<input type="button" value="Link"/> <input type="button" value="Eye"/> <input type="button" value="Copy"/>
<input type="checkbox"/>	3	Math 6 1.2B Equivalence & Equality	-	Middle School Math	6	6.NS.5 6.NS.6 6.NS.7 6.NS.8	<input type="button" value="Link"/> <input type="button" value="Eye"/> <input type="button" value="Copy"/>
<input type="checkbox"/>	8	Math 6 & Accelerated 1 Mini-Lesson	-	Middle School Math	6	6.NS.5 6.NS.C.5 Accelerated1 Math6	<input type="button" value="Link"/> <input type="button" value="Eye"/> <input type="button" value="Copy"/>

Lessons is an open, searchable library. All content has been mapped to fit your curriculum for the current school year.

Curriculum Integration Saves Time & Effort

Your Unit	Your Content
Reasoning with Ratios & Rates	Standards: 6.RP.1, 6.RP.2 Concepts: Introducing ratios; representing ratios with diagrams; ratios and rates; representing equivalent ratios; constant speed.
Applying Ratios & Rates	Standards: 6.RP.3, 6.EE.9 Concepts: Representing ratios with tables; solving ratio and rate problems; unit conversion; percentages.
2D Shapes & Area	Standards: 6.G.1 Concepts: Reasoning, decomposing and rearranging to find area; surface area.
3D Shapes & Volume	Standards: 6.G.2 Concepts: Volume; fractional lengths in prisms.

The screenshot shows a lesson search interface with the following components:

- Organization Lessons Total (6)
- Lessons You Made Total (6)
- Sample Lessons Total (24)
- Search Lessons: Math 6
- Narrow By: Language(s) (dropdown menu)
- Reset button
- Sort by: Title (dropdown menu)
- Subject filter: Math (button with 'x' to clear)
- Results table with columns: Title, Subject

	Title	Subject
6	Math 6 Unit 03B: Applying Ratios & Rates	Math Financial Literacy
8	Math 6 Unit 03: Reasoning with Ratios & Rates	Math
7	Math 6 Unit 04A: 2D Shapes & Area	Math
5	Math 6 Unit 04B: 3D Shapes & Volume	Math



Wordlists

- **Wordlists** can be used to build your own vocabulary sets for lessons that you create.
- This is an advanced feature that we cover in PD 201: Differentiated Instruction.



SPEAK AGENT ACADEMY

Course Catalog

Welcome, Agent Demo! Click a course to get started. It's Ok to try them in any order you like.

PD Course	Your Progress
 PD 101: Academic Language Learning	0 of 15 <input type="text" value="0%"/>
 PD 204: Student Progress Monitoring	0 of 14 <input type="text" value="0%"/>
 PD 301: Math Problem Writing	0 of 7 <input type="text" value="0%"/>
 PD 201: Differentiating Instruction	0 of 11 <input type="text" value="0%"/>



The **Academy** offers self-serve PD courses that you can use to dive deeper into Speak Agent.

Welcome back! ¡Bienvenido!

You're working on this:



Science 6 Unit 1 Mini-Lesson

Middle School Science

Activities done: 0/3Continue →



Agent stats:

- Words in Progress: 9
- Words Learned: 1
- Activities Completed: 0
- Lessons Completed: 0
- Badges Earned: 0
- Agent Level: 1

New things to do:



NSL Government


NSL Government



LSN | 1.1A | Foundations & Types of Government


NSL Government

Activities done: 0/6→



Middle School Math

Middle School Math



Math 6 | 1.1A | Negative Numbers & Absolute Value

Middle School Math


Activities done: 0/6→

When students sign in, they see the most recently assigned lesson prominently on their **Home** page.

Pick a subject

- Middle School Math
- Middle School Science
- NSL Government

Middle School Science



Science 6 Unit 1 Mini-Lesson

Activities done: 0/3 [→](#)


NSL Government



LSN | 1.1A | Foundations & Types of Government

Activities done: 0/6 [→](#)

Middle School Math



Math 6 | 1.1A | Negative Numbers & Absolute Value

Due in 5 days

Activities done: 2/6 [→](#)

THINGS YOU'VE DONE: [→](#)

The **To Do** page lets students filter lessons by subject, if they are using Speak Agent for multiple subjects.



Math 6 | 1.1A | Negative Numbers & Absolute Value

★ Due in 5 days

Complete the activities to finish this lesson.

Word Gallery
Rational Number Review

How is it going?
Ready to start

Picture Pairs
Rational Number Review

How is it going?
Ready to start

Scrambled Words
Rational Number Review

How is it going?
Ready to start

Matching
Rational Number Review

How is it going?
Ready to start

Diagram It!: Label
Fraction Frenzy

How is it going?
Ready to start

★ Bonus Activity!
My Voice: Words
Rational Number Review

How is it going?
Ready to start

Students arrive at a lesson from Home, To Do, or from a direct link you share. They click a tile to launch an activity.



Math 6 | 1.1A | Negative Numbers & Absolute Value

★ Due in 5 days

Complete the activities to finish this lesson.

Word Gallery
Rational Number Review

How is it going?
Ready to start

Picture Pairs
Rational Number Review

How is it going?
Ready to start

Scrambled Words
Rational Number Review

How is it going?
Ready to start

Matching
Rational Number Review


How is it going?
Ready to start

Diagram It!: Label
Fraction Frenzy

How is it going?
Ready to start

★ **Bonus Activity!**
My Voice: Words
Rational Number Review

How is it going?
Ready to start



This lesson has a "bonus activity." This was marked as "optional" by the teacher when assigning the lesson.



Math 6 | 1.1A | Negative Numbers & Absolute Value

★ Due in 5 days

Complete the activities to finish this lesson.

Word Gallery
Rational Number Review

How is it going?
Done!

Picture Pairs
Rational Number Review

How is it going?
Latest score: 9 out of 12

Scrambled Words
Rational Number Review

How is it going?
Working on it.

Matching
Rational Number Review

How is it going?
Ready to start

Diagram It!: Label
Fraction Frenzy

How is it going?
Ready to start

★ Bonus Activity!
My Voice: Words
Rational Number Review

How is it going?
Ready to start

As a student makes progress with activities, they see that reflected on the lesson page.



Math 6 | 1.1A | Negative Numbers & Absolute Value

Complete the activities to finish this lesson.

★ Due in 5 days

Word Gallery
Rational Number Review

How is it going?
Done!

Picture Pairs
Rational Number Review

How is it going?
Latest score: 9 out of 12

Scrambled Words
Rational Number Review

How is it going?
Working on it.

Matching
Rational Number Review

How is it going?
Ready to start!

Diagram It!: Label
Fraction Frenzy

How is it going?
Ready to start

★ Bonus Activity!
My Voice: Words
Rational Number Review

How is it going?
Ready to start

If the assignment has a due date, they see that reflected here. Overdue lessons can still be completed.

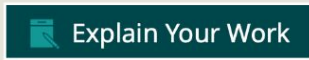
Settings

- Voice: Salli (Female) [Speaker] [Info]
- Narration Speed: Medium [Speaker] [Info]
- Font: Noto Sans (default) [Info]
- Reduce Motion: [Toggle On] [Info]
- Sound: [Toggle On] [Info]

Restore to Default

Students may use **Settings** to set their personal preferences.

Here are the things you've made in Speak Agent:









SORT BY:

Newest ▾

Lesson

Activity Title

Date Created

	Science 8 Unit 04: Mystery Fossils	Science 8 Unit 04: Mystery Fossils	Feb 5, 2023	Go →
	Algebra II Unit 01A: Quadratic Functions L1	Algebra II Unit 01A: Quadratic Functions	Dec 21, 2022	Go →
	Science 6 Unit 03B: Levitating Forces		Nov 23, 2022	Go →
	Science 6 Unit 03B: Levitating Forces	Discovering Electricity	Nov 17, 2022	Go →
	Science 6 Unit 03A: Levitating Forces - Held	Journey to the Poles of the Earth	Nov 17, 2022	Go →
	Algebra II Unit 01A: Quadratic Functions L3	Questions - Algebra II Unit 01A: Quadratic Functions L3	Nov 10, 2022	Go →

Students may access **My Work** to see a portfolio of their work throughout the school year. You have access to this, too!

You answered all these questions!

Question

What is Tomás playing?

Your Written Response

Baseball 

Your Spoken Response

No Recorded Answer

Why is the ball in motion?

No Written Answer

 Listen

What happens when Tomás swings?

He missed 

No Recorded Answer

What does the ball hit?

the glove 

No Recorded Answer

What objects push on each other?

The ball and the glove 

 Listen

How many newtons is the push on the glove?

30 

No Recorded Answer

How many newtons is the push on the ball?

30 

No Recorded Answer

My Work includes a record of their written answers, voice recordings, and visual representations.

Win these:


By Doing this:

Progress



First Mission



You finished your first Speak Agent lesson. Well done! 



Triple Play



Excellent work! You completed your third lesson. 

3 of 3



Lucky Eights



Complete 8 lessons. 

6 of 8



Sweet Sixteen



Finish 16 lessons. 

6 of 16



Codebreaker



You have to learn a new language to become the best Speak Agent. Great start! 

2 of 2



Listenbot



Listen to 100 new words. 

2 of 100



Voice Artist



Make 100 voice recordings. 

31 of 100





















Hot Streak



You nailed the right answers in a row! You are showing mastery of the vocabulary. 

Students may earn unique **Badges** to celebrate their progress with Speak Agent.

Speak Agent Activities

Acquire Vocabulary	Build Comprehension	Communicate Reasoning
 Matching	 Diagram It: Label/Type	 Diagram It: Free Write
 My Voice: Words	 My Voice: Phrases	 Drawing Board
 Picture Pairs	 Read Along	 Explain Your Work
 Scrambled Words	 Scrambled Sentences	 Math Problem Maker
 Word Gallery	 Sort It Out	 Math Problem Solver
	 Tall Tales	 My Voice: Questions
	 Vocab Lab	



+ **Knowledge Check**



Level Up

Word Gallery is an interactive word wall with voice narration.

Bivariate Data and Analyzing Fit



Word Gallery



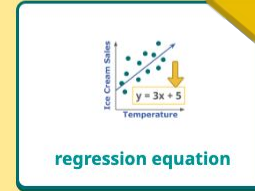
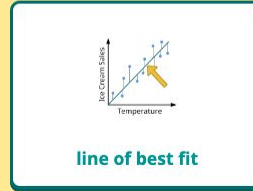
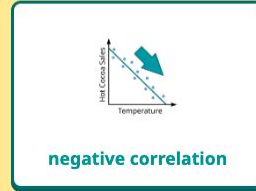
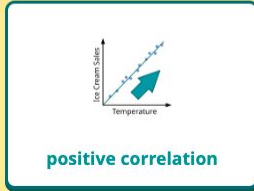
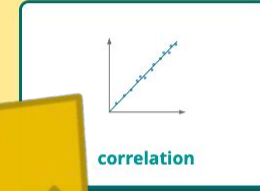
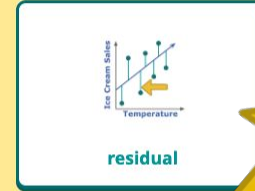
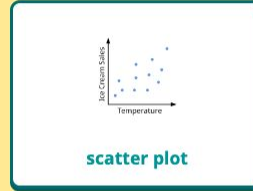

← Back To Lesson

? Activity Help

🔊 Sound: On

🔊 Narration: Slow

Select Language



Student choose a word/concept in the gallery to review.



Word Gallery

← Back To Lesson

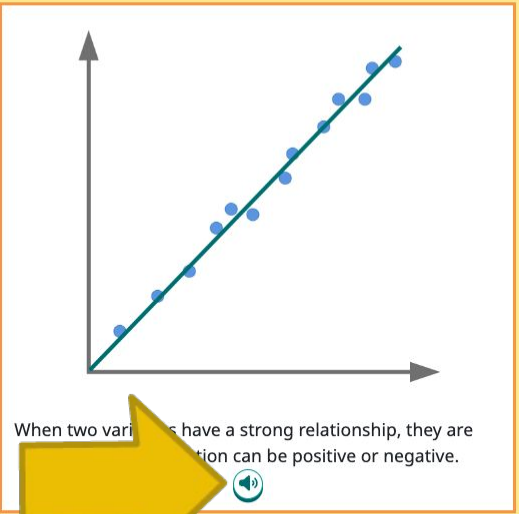
? Activity Help

🔊 Sound: On

🔊 Narration: Slow

Select Language

correlation



Part of speech: noun

Definition: when the relationship between two variables has a pattern

Students can listen to captions narrated aloud.



Word Gallery

← Back To Lesson

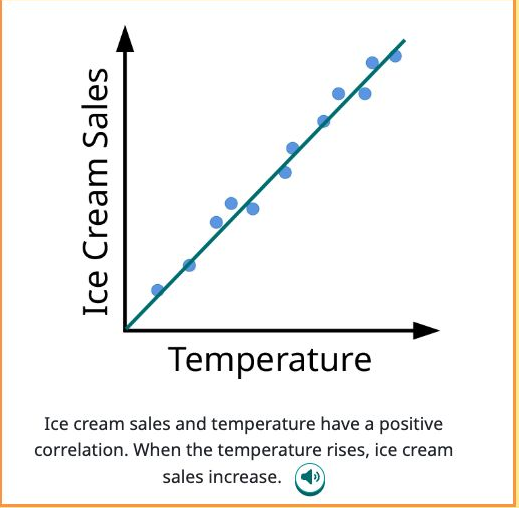
? Activity Help

🔊 Sound: On

🔊 Narration: Slow

Select Language

correlation 🔊



Positive correlation: noun 🔊
 Definition: When the relationship between two variables has a pattern



There are often multiple visuals to show a variety of concrete examples.



Word Gallery

← Back To Lesson

? Activity Help

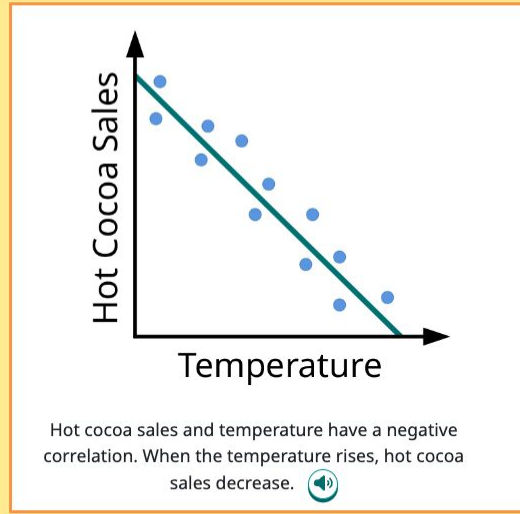
🔊 Sound: On

🔊 Narration: Slow

Select Language



correlation



Part of speech: noun

Definition: when the relationship between two variables has a pattern

For example, a correlation can be positive—or negative!

Read Alongs deeply engage learners in curriculum-aligned content.



Read Along



Remove Highlights

← Back To Lesson

🔊 Sound: On

🔊 Narration: Slow

Select Language



Claim Street and Lake Street are perpendicular.

What does it mean when two streets are perpendicular? 🔊

They cross at a right angle



Save

Devon is taking his driving test. He is hoping that the streets are not too busy.



He starts his test and drives down Lake Street. He drives past the Claim Street intersection.



Claim Street **crosses Lake Street at a right angle**. Claim Street and Lake Street are **perpendicular**.



A A A A A A A A

1

C.R.O.W.D. prompting on each page encourages reading for comprehension and reflection.

What Are C.R.O.W.D. Prompts?

C – Completion: Learners are asked to finish a statement.

R – Recall: Learners write or say in their own words what has happened so far in a story or text.

O – Open-ended: Learners are asked to notice details about the images that accompany a text.

W – Wh-prompts: Learners are asked to provide a specific correct response based on context clues in the text.

D – Distancing: Learners reflect on their own experiences. This helps learners form a bridge between a text and the real world.





Read Along



Remove Highlights

← Back To Lesson

🔊 Sound: On

🔊 Narration: Slow

Select Language



Art Street and Lake Street are parallel.

What does it mean when two streets are parallel? 🔊

They don't intersect



Save

the way back. He knows that Art Street is less busy.

Art Street goes in the same direction as Lake Street. It is just a mile west. Art street is **parallel** to Lake Street. **They do not intersect.**



A A A A A A A A

2

← Back

Next →


**Explain Your Work helps students
to show their thinking.**



Exploring long division and synthetic division of polynomials



What type of division should Thabo use?



The telescope uses hexagonal mirrors. They capture light and images like the one you see above.

Scientists use the perimeter and height to calculate the area.

Thabo wants to know the perimeter of one of the mirrors. Perimeter is the area divided by the

height. The area of the telescope is $2x^2+x-5$. The height is $x + 3$. Both are



Fill in all the blanks with a ? icon.

Thabo has two options. He can divide the polynomials like he would numbers. This is called



This means that he writes out the longer expression under the division symbol. He writes the

smaller expression on the left hand side. Then he can divide.

Choose a noun

A noun is a person, place, thing, or idea.



long division



synthetic division



polynomial



Explain Your Work

Level



← Back To Lesson

? Activity Help

🔊 Sound: On

🔊 Narration: Slow

Select Language

In Level 1 of the activity, students use a visual word bank to gap-fill a worked example.

and he has to write less! Which method should he choose?

Listen 🔊

Save 💾


Check Your Work ✓



Exploring long division and synthetic division of polynomials



What type of division should Thabo use?



Explain Your Work

Level



← Back To Lesson

? Activity Help

🔊 Sound: On

🔊 Narration: Slow

Select Language

Thabo wants to calculate the perimeter of the telescope mirror. Perimeter is area divided by height.

If he is dividing polynomials, he can use

If he uses long division, then he writes out the whole polynomial. For synthetic

coefficients. Ted decides to use synthetic division because

The expression for area is $2x^2+x-15$. The expression for perimeter = $x + 3$. It's time to do the

division. He divides $2x^2+x-15$ by $x + 3$ using synthetic division. He gets

as his answer. He has found the perimeter of the telescope

What makes synthetic division different from long division?

Word Bank

You can pick a word to insert it into a textbox.



polynomial



long division



synthetic division



inverse function



leading coefficient

Listen 🔊

Save 📌

Compare Your Answers ✓

In Level 2, students use sentence stems and contextual hints to fill in the missing information.



Exploring long division and synthetic division of polynomials

What type of division should Thabo use?



Compare Your Answer

Does your answer match the example?



The answers are exactly the same.



The answers are a little different.



The answers are very different.



My answer is better than the example!



Oops! I missed this one!



I didn't know what to write.



Explain Your Work

Level



← Back To Lesson

? Activity Help

🔊 Sound: On

🔊 Narration: Slow

Select Language

Your Answers

Thabo wants to calculate the perimeter of the telescope mirror. Perimeter is area divided by height. If he is dividing polynomials, he can use **long division** .



Example Answers

Thabo wants to calculate the perimeter of the telescope mirror. Perimeter is area divided by height. If he is dividing polynomials, he can use **synthetic division or long division**.



For each sentence they typed, students compare against a writing model. This lets them evaluate errors or different correct answers.

Listen 🔊

Save 📌

Done Comparing ✓



Exploring long division and synthetic division of polynomials



What type of division should Thabo use?



Write your explanation here.

Explain Your Work

Level



← Back To Lesson

? Activity Help

🔊 Sound: On

🔊 Narration: Slow

Select Language

Word Bank

You can pick a word to insert it into the textbox.



polynomial



$594 \overline{)6528}$

long division



synthetic division



$f^{-1}(x)$

inverse function



$4x^2 - 8$

leading coefficient



Lastly, students are asked to write their own explanations, with visual aids. They may record their own voice narration as part of the answer.

Record 🎤


Save 📁

Share with Teacher ➔

Knowledge Check (End of Lesson)

Text Resize
A A A A A A A

Word Gallery >

 **Level Up**


Rounds
● ● ● ● ● ● ● ●


[← Back to Lesson](#)


Select Language ▼


Narration Speed
slow ▼


[Help](#)

1. Talia threw a ball up into the air. When the ball reaches the top it represents the: 



A minimum 

B maximum 

C x-intercept 



Recap: Learning Experience

A teal rectangular box with a drop shadow, decorated with two pieces of patterned tape. The top-left corner has a piece of yellow and green triangular patterned tape. The top-right corner has a piece of yellow tape with colorful polka dots (green, blue, orange).

Let's review:

- ✓ What can you do in Speak Agent?
- ✓ How does it fit your curriculum?
- ✓ What can students do?
- ✓ What is saved in the portfolio?
- ✓ Types of activities in Speak Agent





Activity Workshop

Step 1: Find Us in Clever

Search for the "Speak Agent" app.

Click on our logo! It should take you to your **Home** page in our app.



Don't have an account? Please post in the Zoom chat and we'll share a demo account with you for this session.



Step 2: Find Your Lesson

Math 6 | 1.1B | Negative Numbers & Absolute Value

Math 7 | 1.1B | Ratios

Math 8 | 1.1B | Decimals

Acc 1 | 1.1B | Negative Numbers & Absolute Value

Acc 2 | 1.1B | Sampling

FFA | 1.1A-B | Defining Functions

AiM | 1.1B | Proportional Relationships

Geo | 1.1-3B | Transformation on the Coordinate Plane (or 1.1C)

Alg 1 | 1.1B | Recognizing Arithmetic Sequences (or 1.1C)

Alg 2 | 1.1B | Creating & Interpreting Quadratic Functions (or 1.1C)



Step 3: Preview the Lesson

 Preview

Please try the following in your account:

1. Find a lesson from the **Lessons** menu.
2. Press the **Preview** button.
3. Preview a handful of activities. Keep the questions below in mind as you do.



As you try each activity, note down the following:

- What strategies or learning supports does the activity offer?
- Where does the activity fit into your classroom structure?



Where do you feel this resource fits into your instruction and why?



Please share your responses in the Zoom chat.



Demo users: Be sure to Sign Out!



Getting Started

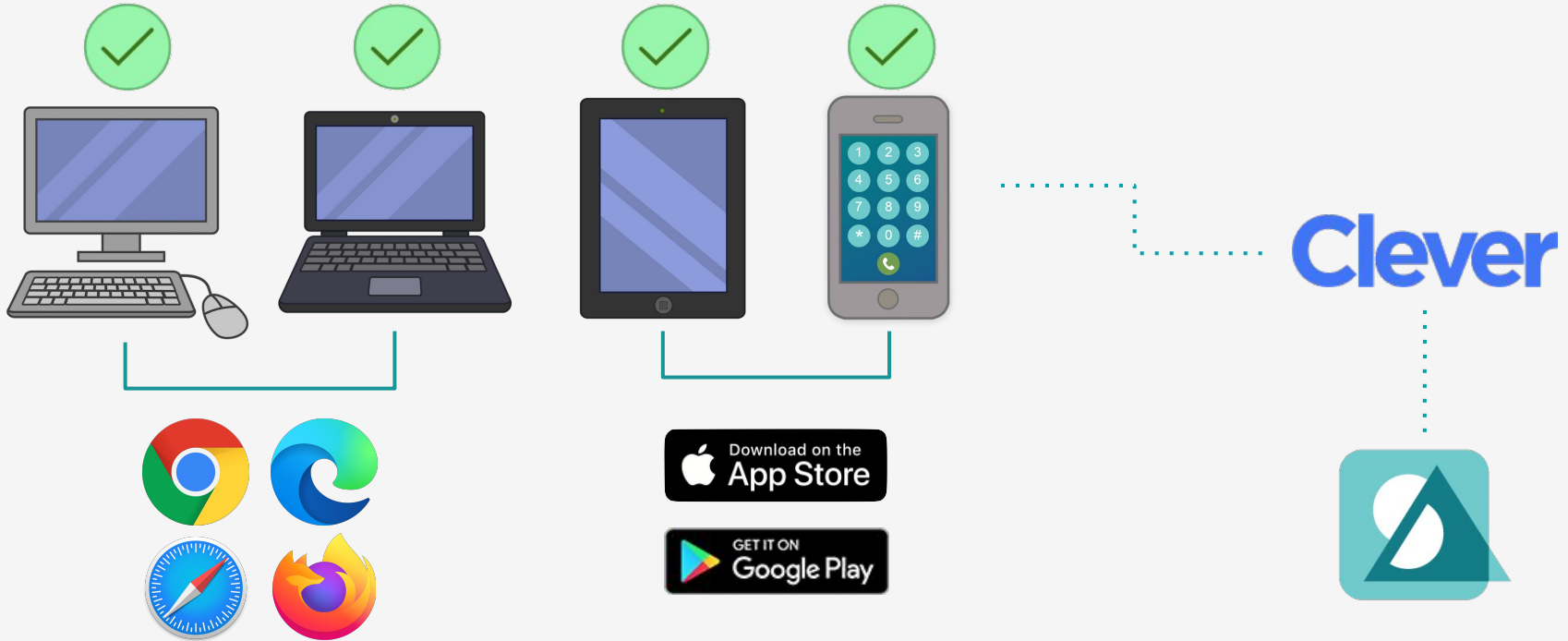
Preparation


Let's first take a look at what you'll need to know before using Speak Agent in your classroom.

- Access
- Rosters
- Finding lessons
- What's in a lesson
- Preview

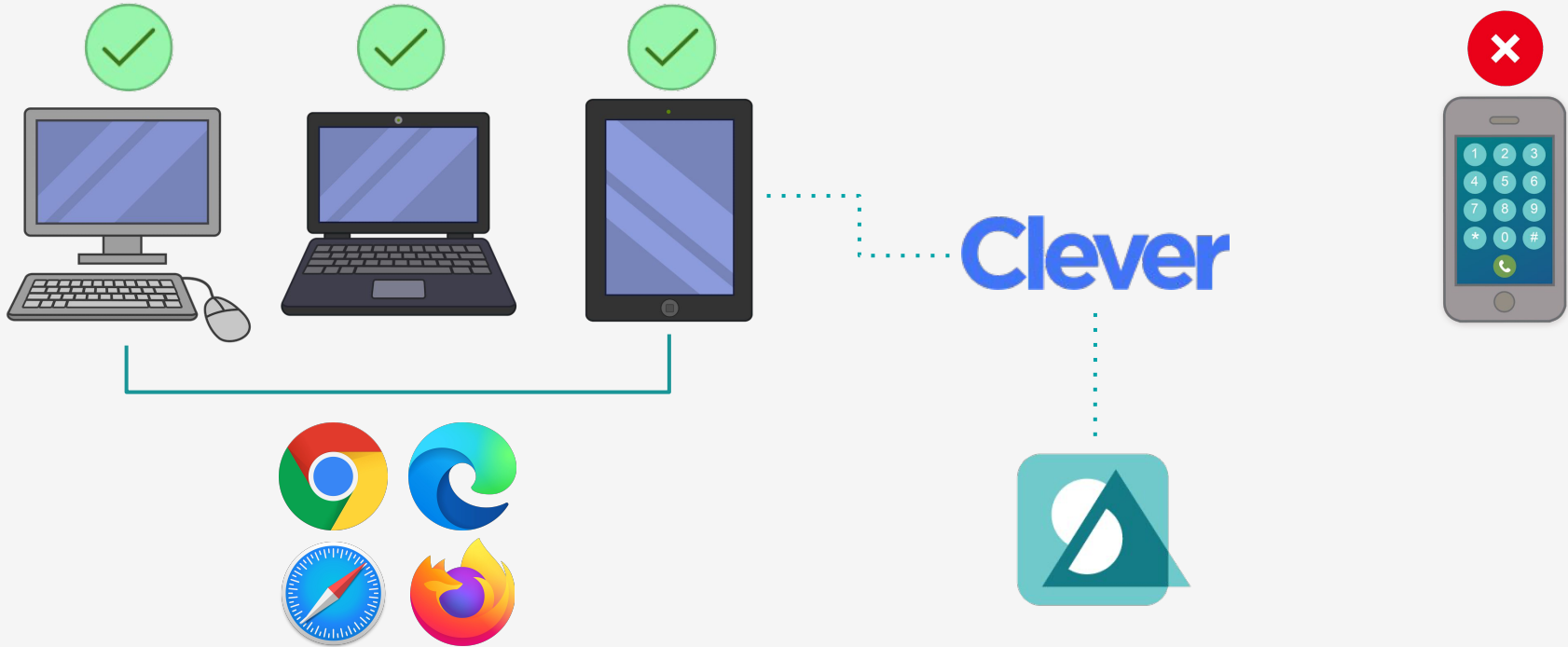


Student Access



 If students use iPads or Android, be sure that they have the latest Speak Agent app!

Teacher Access



Class: Middle School | Demo Class

- Manage Class Roster
- Add Students
- Assign Lesson
- Print Login Info
- Edit Info
- Create Story Spin

Description:

- Lesson Progress
- Roster (5)
- Charts
- Activity
- Inbox
- Leaderboard
- Story Spin

Last Name	First Name	Required Activities Done		Lessons Done	
DeLeo	Camilla	0 of 9	0%	0 of 1	0%
Garza	Xavier	0 of 24	0%	0 of 3	0%
Lange	Mimi	4 of 17	24%	0 of 2	0%
Lazlo	Michael	0 of 17	0%	0 of 2	0%
London	Dan	0 of 17	0%	0 of 2	0%

The **Roster** tab shows the students enrolled from **Synergy** (updated daily). Click a student's name for details.

← Back to Classes | Class Detail

Class: AiA PD | October 20, 202

Manage Class Roster Assign Lesson Print L

Lesson Progress

enter text here

Last Name	First Name	Required Activities Done
Chao	Kimberly	2 of 17 12%
Cortes	Camila	0 of 17 0%
Ellison	Emily	0 of 17 0%
Fischer	Genesis	3 of 17 18%
Garcia	Isabella	0 of 17 0%
Garza	Joaquin	0 of 17 0%

To drop a student, click the **x** and **Save Changes**.

Type the name of a student in the box below.

Enter Name of Student

Class Roster

Chao, Kimberly x Cortes, Camila x Ellison, Emily x Fischer, Genesis x Garcia, Isabella x
Joaquin x Ismail, Joseph x Phillips, Mia x Tronconis, Daniel x Velasquez, Jayden x

Last Name	First Name	Username
Alvarez	Luis	luis564
Chao	Kimberly	kimberly370
Cortes	Camila	camila540
Ellison	Emily	emily656
Fischer	Genesis	genesis158
Garcia	Isabella	isabella944
Garza	Joaquin	joaquin479
Ismail	Joseph	joseph649
Phillips	Mia	mia844

Save Changes

The **Save** button is down here.

Press **Manage Class Roster** if you need to override your SIS.

Lessons

+ Create New Lesson

71

- Organization Lessons (47)
- Lessons You Made (0)
- Sample Lessons (17)

Search Lessons:

Narrow By: Include lessons made by other teachers.

1 2 »

<input type="checkbox"/>	<input type="checkbox"/>	Title	Classes Assigned To	Subject	Grade	Tags	Actions
<input type="checkbox"/>	5	Math 6 1.1A Negative Numbers & Absolute Value	-	Middle School Math	6	6.G.3 6.NS.5 6.NS.6 6.NS.7 6.NS.8	<input type="checkbox"/> <input type="checkbox"/> <input type="checkbox"/>
<input type="checkbox"/>	5	Math 6 1.1B Negative Numbers & Absolute Value	-	Middle School Math	6	6.G.3 6.NS.5 6.NS.7 6.NS.8 6NS.6	<input type="checkbox"/> <input type="checkbox"/> <input type="checkbox"/>
<input type="checkbox"/>	3	Math 6 1.2A Equivalence & Equality	-	Middle School Math	6	6.NS.5 6.NS.6 6.NS.7 6.NS.8	<input type="checkbox"/> <input type="checkbox"/> <input type="checkbox"/>
<input type="checkbox"/>	3	Math 6 1.2B Equivalence & Equality	-	Middle School Math	6	6.NS.5 6.NS.6 6.NS.7 6.NS.8	<input type="checkbox"/> <input type="checkbox"/> <input type="checkbox"/>
<input type="checkbox"/>	8	Math 6 & Accelerated 1 Mini-Lesson	-	Middle School Math	6	6.NS.5 6.NS.C.5 Accelerated1 Math6	<input type="checkbox"/> <input type="checkbox"/> <input type="checkbox"/>

To find a lesson, go to **Lessons** and search by topic or filter by course.

Narrow by Subject

1 Choose a course.

2 The search will automatically update.

The screenshot shows a search interface for lessons. At the top, there are three tabs: "Organization Lessons (4)", "Lessons You Made (0)", and "Sample Lessons (17)". A yellow circle with the number "71" is above the "Organization Lessons" tab. Below the tabs is a search bar with "Math 6" entered and a "Reset" button. To the right of the search bar is a "Narrow By:" dropdown menu with "Subject(s)" selected. The dropdown menu is open, showing a list of subjects: "MATH" (highlighted in teal), "Elementary Math", "Middle School Math", "Middle School Accelerated Math", "Applications in Mathematics", "HS Geometry", "HS Algebra I", and "HS Algebra II". To the right of the dropdown menu is a checkbox labeled "Include lessons made by other teachers." Below the search bar is a list of lesson titles. The first two visible titles are "Math 6 | 1.1A | Negative Numbers & Absolute Value" and "Math 6 | 1.1B | Negative Numbers & Absolute Value", both with a heart icon and the number "6". To the right of the lesson list is an "Actions" column with icons for link, eye, and copy, and a vertical list of course codes: ".5 | IS.7", ".5 | IS.8", "IS.6 | IS.8", and "IS.6 | IS.8".

For Acc 1, Acc 2, or FFA, choose this option!



Search by Course

1 Type a course name here.

2 Press **Enter** or **Return** on your keyboard or click the magnifying glass.

71

Organization Lessons (4) | Lessons You Made (0) | Search

Search Lessons:

Title

Grade(s)	Include lessons made by other teachers.	Title	Tags	Actions
6	<input type="checkbox"/>	Math 6 1.1A Negative Numbers & Absolute Value	6.G.3 6.NS.5 6.NS.6 6.NS.7 6.NS.8	Link View Copy
6	<input type="checkbox"/>	Math 6 1.1B Negative Numbers & Absolute Value	6.G.3 6.NS.5 6.NS.7 6.NS.8 6.NS.6	Link View Copy
4	<input type="checkbox"/>	Math 6 1.2A Equivalence & Equality	6.NS.5 6.NS.6 6.NS.7 6.NS.8	Link View Copy
4	<input type="checkbox"/>	Math 6 1.2B Equivalence & Equality	6.NS.5 6.NS.6 6.NS.7 6.NS.8	Link View Copy

Course Names

- Math 4
- Math 5
- Math 6
- Math 7
- Math 8
- Acc 1
- Acc 2
- FFA
- AIM
- Geo
- Alg 1
- Alg 2



Save Time by Favoriting Lessons

71

Organization Lessons (4) Lessons You Made (0) Sample Lessons (17)

Search Lessons: Math 6 Narrow By: Middle School Ma... x Grade(s) Include lessons made by other teachers.

Reset


<input checked="" type="checkbox"/>	Title	Classes Assigned To	Subject	Grade	Tags	Actions
<input checked="" type="checkbox"/>	Math 6 1.1A Negative Numbers & Absolute Value	1	Middle School Math	6	6.G.3 6.NS.5 6.NS.6 6.NS.7 6.NS.8	Link View Copy
<input type="checkbox"/>	Math 6 1.1B Negative Numbers & Absolute Value	-	Middle School Math	6	6.G.3 6.NS.5 6.NS.7 6.NS.8 6.NS.6	Link View Copy
<input checked="" type="checkbox"/>	Math 6 1.2A Equivalence & Equality	-	Middle School Math	6	6.NS.5 6.NS.6 6.NS.7 6.NS.8	Link View Copy
<input checked="" type="checkbox"/>	Math 6 1.2B Equivalence & Equality	-	Middle School Math	6	6.NS.5 6.NS.6 6.NS.7 6.NS.8	Link View Copy

2 Check the box to show only favorites.


1 Click the heart outline.




Shortcuts to Share and Preview



Organization Lessons
(4)



Lessons You Made
(0)



Sample Lessons
(17)

Search Lessons:

Narrow By: Include lessons made by other teachers.

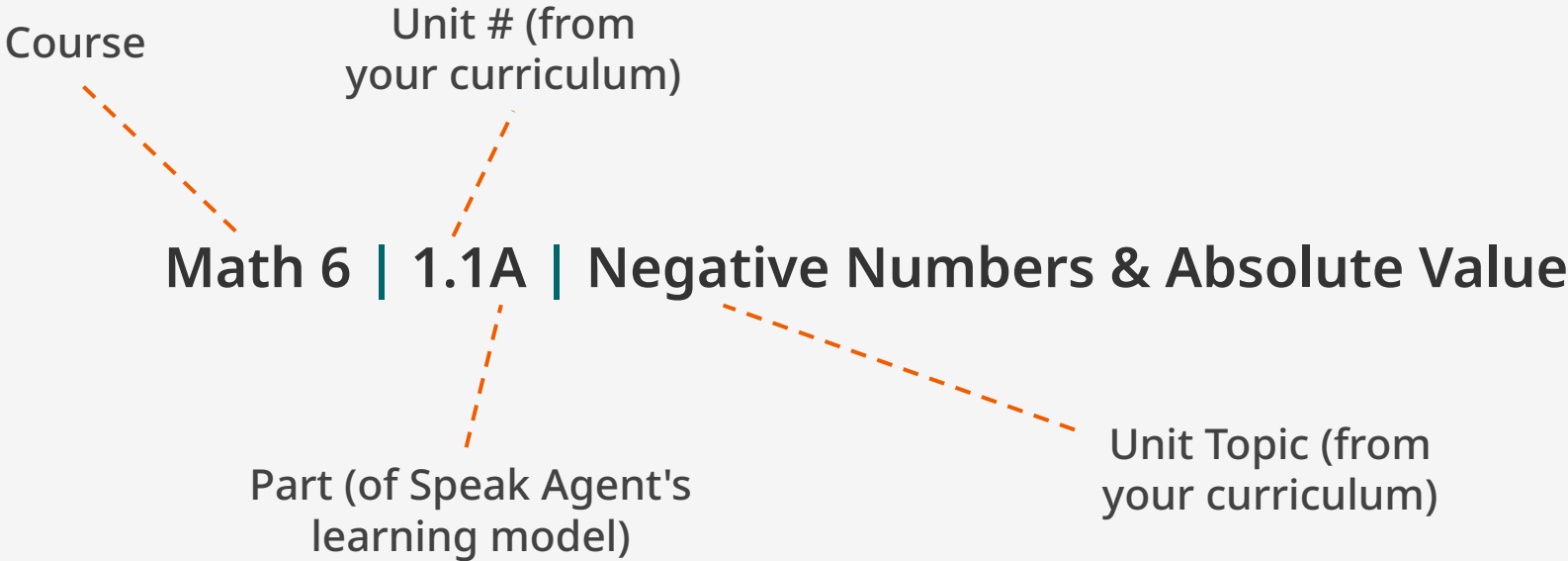
	<input checked="" type="checkbox"/>	Title	Classes Assigned To	Subject	Grade	Tags	Actions
	6	Math 6 1.1A Negative Numbers & Absolute Value	1	Middle School Math	6	6.G.3 6.NS.5 6.NS.6 6.NS.7 6.NS.8	
	6	Math 6 1.1B Negative Numbers & Absolute Value	-	Middle School Math	6	6.G.3 6.NS.5 6.NS.7 6.NS.8 6NS.6	
	4	Math 6 1.2A Equivalence & Equality	-	Middle School Math	6	6.NS.5 6.NS.6 6.NS.7 6.NS.8	
	4	Math 6 1.2B Equivalence & Equality	-	Middle School Math	6	6.NS.5 6.NS.6 6.NS.7 6.NS.8	

Share link

Preview



How Lessons Are Named



Secondary Math Courses with Two-Part Lessons

- Accelerated 1-2
- Applications in Mathematics
- Middle School Math (6-8)
- Math Fluency 6 for Newcomers

Acquire Vocabulary & Background Knowledge	Build Comprehension & Communicate Reasoning
Introduces the academic vocabulary to enable students to access content and builds background knowledge.	Connects content to the real world. Students build content knowledge by communicating their thinking.
Engages students in listening, speaking, reading and morphology practice using visual aids and simplified, age-appropriate texts.	Ramps up the text complexity and adds opportunities for open-ended expression.



Secondary Math Courses with Three-Part Lessons

- Algebra 1
- Algebra 2
- Geometry

Acquire the Vocabulary	Build Comprehension	Communicate Reasoning
Introduces the academic vocabulary to enable students to access content.	Builds background knowledge and connects content to the real world.	Students build content knowledge by communicating their thinking.
Engages students in listening, speaking, and morphology practice using visual aids.	Engages students in reading and interacting with simplified but age-appropriate texts.	Ramps up the text complexity and adds opportunities for open-ended expression.



How Lesson Parts Are Named

This is Part A
of the lesson.

Math 6 | 1.1A | Negative Numbers & Absolute Value

Math 6 | 1.1B | Negative Numbers & Absolute Value

This is Part B
of the lesson.



Why Do Lessons Have Multiple Parts?

- It delivers the material in chunks that are manageable for you and not overwhelming for students.
- It gives you flexibility with pacing and differentiating instruction for your classes and students.
 - We generally recommend assigning the parts in order, but the decision is up to you.
 - Part A generally works best at the start of a new unit or topic.
 - Part B generally works best as the class digs deeper into the topic.
 - Part C (or the writing activities in courses without a Part C) is designed for use at the end of the unit.
- It ensures that students have a variety of ways to stay engaged with the key academic concepts and content.



- Home
- Classes & Students
- Lessons
- Wordlists
- Academy



Math 6 | 1.1A | Negative Numbers & Absolute Value ❤️

- Assign to Class
- Assign to Student
- Preview
- View Wordlist
- Copy
- Print

Description

* Negative numbers in the real world * Ordering numbers * Applying negative numbers and absolute values with sea

Activities

Title	Type	Stage	Time Estimate	Actions
Rational Number Review	Word Gallery	Recognize	3 - 10 min.	
Rational Number Review	Picture Pairs	Recognize	5 - 10 min.	
Rational Number Review	Scrambled Words	Recognize	2 - 10 min.	
Rational Number Review	My Voice: Words	Recognize	10 - 20 min.	
Rational Number Review	Matching	Recognize	2 - 5 min.	



Stages from our learning model.

This lesson is assigned to 1 class.

Most lessons start with a Word Gallery.

Lesson Details

Assigned To:

- Classes: 1
- Directly to Students: 2
- Direct Link:

Grade(s):
6

Subject(s):
Middle School Math


Date Created: Jun 07, 2024
Last Update: Jul 27, 2025
Visibility: Shared
Language: English (U.S.)


What's in a lesson? Let's take a look! We will start by previewing the lesson as a student.





Math 6 | 1.1A | Negative Numbers & Absolute Value


Complete the activities to finish this lesson.


 **Word Gallery**
Rational Number Review


How is it going?
Ready to start 


 **Picture Pairs**
Rational Number Review


How is it going?
Ready to start 


 **Scrambled Words**
Rational Number Review

How is it going?
Ready to start 

 **My Voice: Words**
Rational Number Review

How is it going?
Ready to start 

 **Matching**
Rational Number Review

How is it going?
Ready to start 

 **Diagram It! Label**
Fraction Frenzy


How is it going?
Ready to start 

Preview a lesson to see what the student experience is like and/or use preview mode to run teacher-led activities. Close the tab to go back.




Math 6 | 1.1A | Negative Numbers & Absolute Value

Complete the activities to finish this lesson.




Word Gallery
Rational Number Review

How is it going?
Ready to start




Picture Pairs
Rational Number Review

How is it going?
Ready to start




Scrambled Words
Rational Number Review

How is it going?
Ready to start



My Voice: Words
Rational Number Review

How is it going?
Ready to start



Matching
Rational Number

How is it going?
Ready to start



Diagram It!: Label
Fraction Frenzy

How is it going?
Ready to start

Click an activity to launch it! No progress will be recorded in preview mode. Use this to run activities on the big screen.

- Home
- Classes & Students
- Lessons
- Wordlists
- Academy

✓ 3 √4 11 1/2	✗ π √2 4π √7
------------------------	-----------------------

Math 6 | 1.1A | Negative Numbers & Absolute Value ❤️

- Assign to Class
- Assign to Student
- Preview
- View Wordlist
- Copy
- Print



Description

* Negative numbers in the real world * Ordering rational numbers * Absolute value of

- Print Lesson Details
- Print Word Wall
- Print Cognates

Algebra 2 Unit 01A: Creating & Interpreting Quadratic Functions L2

Description * The shape and key features of a parabola * The basic features of a quadratic function/equation	Subjects HS Algebra II			
Language English (U.S.)	Tags A.APR.B.3 N.CN.B.4 F.FB.B.1 A.EED.A.2 F.FB.B.4 F.PC.9 N.CN.A.3 A.REI.B.4.a N.CN.A.2			
List of Activities				
#	Title	Type	Stage	Time Estimate
1	Quadratic Functions	Word Gallery	Recognize	3 - 10 min.
2	Introduction to Parabolas	Video		
3	Butterfly Symmetry	Diagram 1!: Free-write / Record	Communicate	2 - 5 min.
4	Trip to the Colosseum	Read Along	Comprehend	5 - 15 min.
5	Game of Catch	Talk Talks	Comprehend	5 - 10 min.
6	Quadratic Functions	Scrambled Sentences	Comprehend	5 - 15 min.

Word Wall - Algebra 2 Unit 01A: Creating & Interpreting Quadratic Functions L2

$f(x)=ax^2+bx+c$		
quadratic function	parabola	vertex of a parabola
x-intercept	symmetry	axis of symmetry
minimum	maximum	polynomial

Time Estimate: 3 - 10 min.

Actions:

LOS COGNADOS

<p>negativo</p>	<p>numero racional</p>
<p>negativo</p>	<p>numero racional</p>

Lesson Details

Assigned To:

- Classes: 1
- Directly to Students: 2
- Direct Link:

Grade(s):

Created: Jun 07, 2024

Expires: Jul 27, 2025

Shared:

Language: English (U.S.)

You can optionally **Print** PDFs of the lesson plan, a word wall, and/or Spanish cognates.



- Home
- Classes & Students
- Lessons
- Wordlists
- Academy

✓ 3	✗ π
✓ 1/4	✗ 4π
✓ 11	✗ 17
✓ 1/2	

Math 6 | 1.1A | Negative Number

- Assign to Class
- Assign to Student
- Preview
- View Word

Description

* Negative numbers in the real world * Ordering rational numbers * Absolute values with sea numbers and absolute values with sea

Activities

Title	Type	Stage	T
Rational Number Review	Word Gallery	Recognize	3
Rational Number Review	Picture Pairs	Recognize	5
Rational Number Review	Scrambled Words	Recognize	2
Rational Number Review	My Voice: Words	Recognize	1
Rational Number Review	Matching	Recognize	2



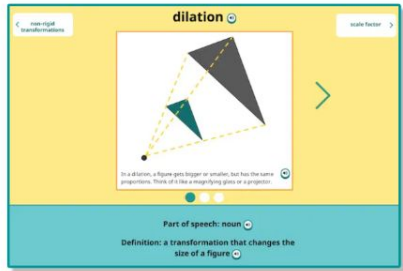
Word Gallery Activity Guide



Print Activity Guide

Title
Rational Number Review

Stage
Recognize



Time To Complete
3 to 10 minutes


Learning Goal & Strategy

Word Gallery introduces new vocabulary through multimodal practice. It includes two views: a word wall and an image gallery. Each word in the gallery comes with photos and illustrations that display well on a big screen.

- Present new words by sharing your screen with the class.
- Encourage class participation by asking what students already know about each word or image. Use this to discover any misconceptions.
- Finally, ask students to review the unit vocabulary independently.

Communication Modes



Click the  guide icon to learn how to use each activity.



- Home
- Classes & Students
- Lessons
- Wordlists
- Academy



Math 6 | 1.1A | Negative N

Assign to Class

Assign to Student

Preview

Description

* Negative numbers in the real world * Ordering rational numbers * numbers and absolute values with sea

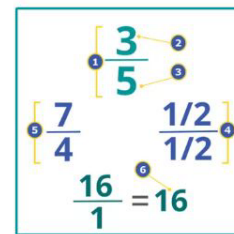
Activities

Title	Type	Stage
Rational Number Review	Word Gallery	Recogn
Rational Number Review	Picture Pairs	Recogn
Rational Number Review	Scrambled Words	Recogn
Rational Number Review	My Voice: Words	Recogn
Rational Number Review	Matching	Recogn


Fraction Frenzy

Print Answer Key

Diagram



Slot Number	Word Or Phrase
1	fraction
2	numerator
3	denominator
4	complex fraction
5	improper fraction

Click the  key icon to see answer keys, where applicable.

Putting It Into Practice

Let's first take a look at what you'll need to do to start using Speak Agent in your classroom.

- Instructional guidance
- Assigning lessons
- Sharing and collaboration



Instructional Uses—Flexible to Classroom Needs

SAMPLE BLOCK - OPTIONS

Bell Ringer. Students sign in and get to work as soon as they enter the classroom!

Lesson. Teachers introduce new concept using a Speak Agent activity. Students keep Word Gallery open as a reference tool.

Small Group. Teacher leads instruction in small groups or pairs.






Independent Practice. Students not in groups engage in self-paced work.

Exit Ticket. Put a Speak Agent activity up on the big screen to engage in whole-class reflection—or use a writing activity as an exit ticket.

At Home. Assign Speak Agent as homework—or let students try bonus activities.



Dosage

SAMPLE Plan for One Week					
Day	Monday	Tuesday	Wednesday	Thursday	Friday
Speak Agent Activity	 Word Gallery	 My Voice & Scrambled Sentences	 Read Along & Matching	 Vocab Lab	 Explain Your Work
Setting	Whole Group	Pairs	Independent	Small Group	Independent
Time on Task	5m	15m	15m	10m	15m



The recommended dosage is **4 hours per month**.

Assignments

- Once you've selected a lesson to assign, just go to the lesson to assign it to your classes or students.
- You can also manage assignments from a class page and it will work pretty much the same as we show here...



- Home
- Classes & Students
- Lessons
- Library
- Wordlists
- Reports
- Users
- Academy

$$f(x)=ax^2+bx+c$$

CCSS Quadratic Functions L3 ♡

- Assign to Class
- Assign to Student
- Preview
- View Wordlist
- Copy
- Delete



on
 pe and key features of a parabola
 basic features of a quadratic function/equation

Title	Type	Stage	Actions
Quadratic Functions	Word Gallery	Recognize	
Trip to Trevi Fountain	Read Along	Comprehend	
Quadratic Functions	Vocab Lab	Recognize	
Putting it All Together	My Voice: Questions	Communicate	
Quadratic Functions	Word Spin	Communicate	

Lesson Details

Assigned To:
 Classes: 0
 Directly to Students: 0

Grade(s):
 11

Subject(s):
 HS Algebra II

Date Created: Aug 22, 2022
Last Update: Feb 24, 2023
Visibility: Public
Language: English (U.S.)

You can set up class assignments any time in advance and set a start time for your students in a later step.

- Home
- Classes & Students
- Lessons
- Wordlists
- Reports
- Academy

$f(x)=ax^2+bx+c$

CCSS Algebra II: Quadratic F

- Assign to Class
- Assign to Student
- Preview

Description

- * The shape and key features of a parabola
- * The basic features of a quadratic function/equation

Activities

Title	Type
Quadratic Functions	Word Gallery
Trip to Trevi Fountain	Read Along
Quadratic Functions	Vocab Lab
Putting it All Together	My Voice: Question
Quadratic Functions	Word Spin

- Class Name
- MPM QA Testing
- Speak Agent All Grades
- Speak Agent Elem Math & Science
- Speak Agent HS Math & Science
- Speak Agent MS Math & Science



Add Details →

Choose the class you want to receive the assignment. Press the **+** plus icon and then **Add Details**.

- Home
- Classes & Students
- Lessons
- Wordlists
- Reports
- Academy

$f(x)=ax^2+bx+c$

CCSS Algebra II: Quadratic F

Assign to Class
Assign to Student
Preview

Description

- * The shape and key features of a parabola
- * The basic features of a quadratic function

Activities

Title	Type
Quadratic Functions	Word Gallery
Trip to Trevi Fountain	Read Along
Quadratic Functions	Vocab Lab
Putting it All Together	My Voice: Question
Quadratic Functions	Word Spin

Assignment Delivery Date

Now
 In the future

📅 08/17/2023 2:37 PM

Due Date (Optional)

📅 Select a Date & Time

Activities

Required?	Title	Type
<input checked="" type="checkbox"/>	🗉 Quadratic Functions	Word Gallery
<input checked="" type="checkbox"/>	👤 Trip to Trevi Fountain	Read Along
<input checked="" type="checkbox"/>	🧪 Quadratic Functions	Vocab Lab
<input checked="" type="checkbox"/>	🎤 Putting it All Together	My Voice: Questions
<input checked="" type="checkbox"/>	🎲 Quadratic Functions	Word Spin
<input checked="" type="checkbox"/>	🌟 Quadratic Functions	Level Up

← Select more classes
Confirm Details →

The **Delivery Date** is the date and time when your students will see the lesson in their account. It stays hidden until then.

$f(x)=ax^2+bx+c$

CCSS Algebra II: Quadratic F

→ Assign to Class → Assign to Student Preview

Description

- * The shape and key features of a parabola
- * The basic features of a quadratic function/equation

Activities

Title	Type
Quadratic Functions	Word Gallery
Trip to Trevi Fountain	Read Along
Quadratic Functions	Vocab Lab
Putting it All Together	My Voice: Question
Quadratic Functions	Word Spin

Assignment Delivery Date

Now In the future

📅 09/22/2023 2:00 PM

September 2023							Time
Su	Mo	Tu	We	Th	Fr	Sa	
							12:30 PM
							1:00 PM
27	28	29	30	31	1	2	1:30 PM
3	4	5	6	7	8	9	2:00 PM
10	11	12	13	14	15	16	2:30 PM
17	18	19	20	21	22	23	3:00 PM
24	25	26	27	28	29	30	3:30 PM

-  Quadratic Functions **Vocab Lab**
-  Putting it All Together **My Voice: Questions**
-  Quadratic Functions **Word Spin**
-  Quadratic Functions **Level Up**

← Select more classes

Confirm Details →

Choose your preferred date and time for delivery. You can also optionally set a **Due Date** for students to finish the lesson.

Home

Classes & Students

Lessons

Wordlists

Reports

Academy

$f(x)=ax^2+bx+c$ **CCSS Algebra II: Quadratic F**

Assign to Class Assign to Student Preview

Description

- * The shape and key features of a parabola
- * The basic features of a quadratic function/equation

Activities

Title	Type
Quadratic Functions	Word Gallery
Trip to Trevi Fountain	Read Along
Quadratic Functions	Vocab Lab
Putting it All Together	My Voice: Question
Quadratic Functions	Word Spin

Assignment Delivery Date

Now In the future

09/22/2023 2:00 PM

Due Date (Optional)

09/29/2023 9:00 AM

Activities

Required?	Title	Type
<input checked="" type="checkbox"/>	Quadratic Functions	Word Gallery
<input checked="" type="checkbox"/>	Trip to Trevi Fountain	Read Along
<input checked="" type="checkbox"/>	Quadratic Functions	Vocab Lab
<input checked="" type="checkbox"/>	Putting it All Together	My Voice: Questions
<input type="checkbox"/>	Quadratic Functions	Word Spin
<input checked="" type="checkbox"/>	Quadratic Functions	Level Up

← Select more classes
Confirm Details →

If you want to make an activity optional, just uncheck the box. This makes it a "bonus activity" for your students.

Managing Assignments

- After you assign a lesson, you can change it:
 - Remove
 - Archive
 - Edit
- You can do this from either of these places:
 - the lesson that you assigned
 - the class/student who received the assignment



- Home
- Classes & Students
- Lessons
- Wordlists
- Academy

✓ 3
✗ π

✓ $\sqrt{4}$
✗ $\sqrt{2}$

✓ 11
✗ 4π

✓ $\frac{1}{2}$
✗ $\sqrt{7}$



Math 6 | 1.1A | Negative Numbers & Absolute Value ❤️



→ Assign to Class


→

Lesson Details

Assigned To:






 **Classes: 1** 

 **Directly to Students: 2** 

Direct Link: 






Description
 * Negative numbers in the real numbers and absolute values w

Activities

Title
 Rational Number Review
 Rational Number Review
 Rational Number Review
 Rational Number Review
 Rational Number Review

Lesson Details


Assigned To:

-  Classes: 1 
-  Directly to Students: 2 
- Direct Link: 

Grade(s):
6

Subject(s):
Middle School Math

Date Created: Jun 07, 2024
Last Update: Jul 27, 2025
Visibility: Shared
Language: English (U.S.)

Click the  edit icon to modify an assignment.

Math 6 | 1.1A | Negative Numbers

Assign to Class Assign to Student

Description
* Negative numbers in the real world * Ordering rational numbers
Applying negative numbers and absolute values with operations

Activities


Title	Type	Status
Rational Number Review	Word Gallery	Rec
Rational Number Review	Picture Pairs	Rec
Rational Number Review	Scrambled Words	Rec






Classes Assigned To




enter text here



Click the  icon to edit an assignment and change the dates or required activities.



Class Name	Assigned on	Due on	Actions
Test Class 2025	Jul 27, 2025 04:56PM	No due Date	    



Click the  edit icon next to the assignment you want to modify.


Sharing a Lesson with Students

Lesson Details

Assigned To:


 **Classes: 1** 


 **Directly to Students: 3** 

Direct Link: 

Copy Direct Link






 **Link Copied to Your Clipboard!**


Paste this link in Canvas, Google Classroom, or any message to your students or colleagues. The link will only work for students who have been assigned this lesson.

Close

On the right sidebar of the lesson, click the link icon: .

Now paste the link in Canvas, Google Classroom, or any other tool.

Sharing a Lesson with Colleagues

- Share a lesson using the direct link: 
- If you make your own lesson, you can make it visible in the search results for teachers in your school district (but not other districts). See next slide.



Date Created: Feb 20, 2025

Last Update: Feb 20, 2025

Visibility: Not Shared 

La

Not Shared

Colleagues cannot access this lesson.

Shared

Colleagues may use this lesson.

Ta



Include lessons made by other teachers.

If you want your lesson to show up in search results for colleagues in your district, change the visibility to **Shared**.

Collaborating with Co-Teachers

- Co-teachers/specialists get full access to class/student assignments, data reports, and other features.
- You can also collaborate with paraprofessionals and long-term subs.
- We automatically grant them access, but only if they are set up correctly in your SIS.
 - They need to be a teacher on the class section in the SIS.
 - This will generate a login for them (through Clever), add them as a teacher of your class, give them access to all the students, and let them manage assignments.
 - Tell your school scheduler to give them a "teacher" role in the SIS for your class section.
 - If you need an urgent workaround, please contact our support team!



Recap: Getting Started



Let's review:

- ✓ How do students get access?
- ✓ Where are my class rosters?
- ✓ What's in a lesson?
- ✓ Using "preview"
- ✓ Putting it into practice
























Planning Workshop

How to Use the Activities










- Each activity is like a toolbox.
- Each supports a variety of strategies that are flexible to your needs.
- The following slides offer ideas for how each activity can be used.








Activity	How to Use It	Time
 Diagram It!	<ul style="list-style-type: none">  Introducing Connections   Warm-Up  Exit Ticket  Starting a Discussion 	2 to 5 minutes
 Drawing Board	<ul style="list-style-type: none">  Exit Ticket   Partner Work 	5 to 15 minutes
 Explain Your Work	<ul style="list-style-type: none">  Formative Assessment   Starting a Discussion <p><i>Consider doing this activity over two sessions.</i></p>	15 to 30 minutes










-  Independent
-  Pairs
-  Small Groups
-  Whole Class
-  *Recommended*






The first strategy listed is the one we recommend trying first.

Activity	How to Use It	Time
 Level Up	 Formative Assessment 	2 to 5 minutes
 Matching	 Warm-Up  Partner Work  Exit Ticket	2 to 5 minutes
 Math Problem Maker & Solver	 Culminating Activity (Note: Partners are determined randomly.) <i>Consider doing this activity over two sessions.</i>	30 to 60 minutes
















-  Independent
-  Pairs
-  Small Groups
-  Whole Class
-  *Recommended*






Level Up is the end-of-unit knowledge check.

Activity	How to Use It	Time
 My Voice: Words	 Warm-Up  Homework	10 to 20 minutes
 My Voice: Phrases/ Questions	 Exit Ticket   Warm-Up  Partner Work  Homework	5 to 10 minutes
















-  Independent
-  Pairs
-  Small Groups
-  Whole Class
-  *Recommended*






My Voice can get noisy if the whole class does it together, so it can be a good candidate for use as homework.

Activity	How to Use It	Time
 Picture Pairs	 Starting a Discussion  Warm-Up  Partner Work  Formative Assessment  Exit Ticket	5 to 10 minutes
 Read Along	 Partner Work   Introducing Connections  Starting a Discussion	5 to 15 minutes
 Scrambled Sentences	 Warm-Up   Exit Ticket	5 to 15 minutes










	Independent
	Pairs
	Small Groups
	Whole Class
	<i>Recommended</i>






The  symbol means the activity comes with an answer key.

Activity	How to Use It	Time
 Scrambled Words	 Warm-Up   Partner Work  Exit Ticket	2 to 10 minutes
 Sort It Out	 Exit Ticket   Warm-Up  Partner Work  Formative Assessment	5 to 10 minutes
 Tall Tales	 Formative Assessment   Exit Ticket	5 to 10 minutes

-  Independent
-  Pairs
-  Small Groups
-  Whole Class
-  *Recommended*

The time range can vary based on the volume of content and each student's individual pace.

Activity	How to Use It	Time
 Vocab Lab	 Exit Ticket   Partner Work  Formative Assessment	5 to 15 minutes
 Word Gallery	 Introducing Concepts  Warm-Up  Homework	5 to 10 minutes

-  Independent
-  Pairs
-  Small Groups
-  Whole Class
-  *Recommended*

Word Gallery can be used as a reference tool throughout the unit.

Weekly Planner: Google Sheet

1	Unit Name:	Geometry Unit 01A-C: Transformation on the Coordinate Plane & Using Rigid Motion				
2						
3	Week of _____	Monday	Tuesday	Wednesday	Thursday	Friday
4	Lesson Topic:	Geometry Terms		Mapping Geometric Features		Geometry Terms
5						
6	Activity #1	Word Gallery ▾	▾	Read Along ▾	▾	My Voice: Words ▾
7	Time Estimate	10 minutes	N/A	15 minutes	N/A	20 minutes
8	Setting	Whole Class ▾	▾	Independent Work ▾	▾	Pairs ▾
9						
10	Activity #2	Picture Pairs ▾	▾	Diagram It! ▾	▾	Scrambled Words ▾
11	Time Estimate	10 minutes	N/A	5 minutes	N/A	10 minutes
12	Setting	Independent Work ▾	▾	Independent Work ▾	▾	Independent Work ▾
13						
14	Activity #3	Matching ▾	▾	▾	▾	Vocab Lab ▾
15	Time Estimate	5 minutes	N/A	N/A	N/A	15 minutes
16	Setting	Independent Work ▾	▾	▾	▾	Independent Work ▾
17	Total Class Time	25 minutes	N/A	20 minutes	N/A	45 minutes
18						



Ready to assign a lesson?

Step 1: Find a First Lesson to Assign

Math 6 | 1.1B | Negative Numbers & Absolute Value

Math 7 | 1.1B | Ratios

Math 8 | 1.1B | Decimals

Acc 1 | 1.1B | Negative Numbers & Absolute Value

Acc 2 | 1.1B | Sampling

FFA | 1.1A-B | Defining Functions

AiM | 1.1B | Proportional Relationships



Geo | 1.1-3B | Transformation on the Coordinate Plane (or 1.1C)

Alg 1 | 1.1B | Recognizing Arithmetic Sequences (or 1.1C)

Alg 2 | 1.1B | Creating & Interpreting Quadratic Functions (or 1.1C)




Step 2: Assign the Lesson to a Class

1. Go to the lesson.
2. Press  → 
3. Choose your options.

Let us know if you have questions!



Step 3: Copy and Paste the Link


- Copy a direct link to the lesson. 
- Paste the lesson link in a message to your students in Canvas or another tool you use.



Did this process work for you? Did it lead to any questions?



Please share your responses in the Zoom chat.



Progress Monitoring

Class: Middle School | Demo Class

- Manage Class Roster
- + Add Students
- Assign Lesson
- Print Login Info
- Edit Info
- + Create Story Spin

Description:

Lesson Progress	Roster (5)	Charts	Activity	Inbox	Leaderboard	Story Spin
Lesson Reports						
CCSS Math 8: Linear Functions	Feb 23, 2024 12:19PM	Mar 08, 2024 01:00PM	0 of 3	0%		
CCSS Math 8: Squares, Cubes, & Decimals	Jul 25, 2025 02:36PM	No Due Date	0 of 5	0%		

The **Lesson Progress** tab gives you access to all lesson reports for assignments made to the class.

Lesson: Math 6: Number Lines & Coordinate Planes

Class Progress		Aa Words	Level Up											
Last Name	First Name	Required Activities Done	Optional Activities Done	Optional Word Gallery	Diagram It: Label	Picture Pairs	Scrambled Sentences	Optional Diagram It: Label	Optional Read Along	Optional Diagram It: Free-write / Record	Optional Read Along	Optional Matching	Optional Level Up: Formative Assessment	
Alvarado	Sofia	82%	—	✓	✓ 4/4	✓ 14/16	—	✓	✓	✓	✓ View	✓ 6/10	— 3/6	
Garza	Xavier	45%	—	✓	—	✓ 16/16	—	—	—	—	—	✓ 6/9	—	
Nguyen	Trang	55%	—	✓	✓ 4/4	✓ 15/16	✓ 47/49	—	—	—	—	✓ 6/11	✓ 4/6	
Romano	Jayden	0%	—	—	—	—	—	—	—	—	—	—	—	
Santos	Joaquin	55%	—	✓	✓ 4/4	✓ 14/16	—	✓ 6/6	—	—	—	✓ 6/10	— 3/6	
StudentA1	New	9%	—	—	✓ 4/4	—	—	—	—	—	—	—	—	

Displays the most recent score:

correct answers

total # learning opportunities

Lesson reports show student progress and scores.

Lesson: Math 6: Number Lines & Coordinate Planes

Class Progress		Ac Words	Level Up		Optional	Optional	Optional	Optional	Optional	Optional	Optional	Optional	Optional	Optional
Last Name	First Name	Required Activities Done	Optional Activities Done	Word Gallery	Diagram It!: Label	My Voice: Words	Picture Pairs	Scrambled Sentences	Diagram It!: Label	Read Along	Diagram It!: Free-write / Record	Read Along	Matching	Level Up: Formative Assessment
Alvarado	Sofia	82%	—	✓	✓ 4/4	✓ View	✓ 14/16	—	✓ 6/6	✓ View	✓	✓ View	✓ 6/10	— 3/6
Garza	Xavier	45%	—	✓	—	✓ View	✓ 16/16	—	—	—	✓	—	✓ 6/9	—
Nguyen	Trang	55%	—	✓	✓ 4/4	—	—	✓ 47/49	—	—	—	—	✓ 6/11	✓ 4/6
Romano	Jayden	0%	—	—	—	—	—	—	—	—	—	—	—	—
Santos	Joaquin	55%	—	✓	✓ 4/4	✓ View	✓ 14/16	—	✓ 6/6	—	—	—	✓ 6/10	— 3/6
StudentA1	New	9%	—	—	✓ 4/4	—	—	—	—	—	—	—	—	—



Scores:
1st Try: 7/16
2nd Try: 5/16
3rd Try: 16/16

Click a student's name for their individual report. To see a portfolio item, click the **View** link.

Lesson: Math 6: Number Lines & Coordinate Planes

Class Progress
Aa Words
Level Up

This class has learned the following unit vocabulary in Math 6: Number Lines & Coordinate Planes:

Word	Recognized	Comprehends	Communicates
absolute value	40%	20%	0%
coordinate plane	80%	60%	0%
describe	Not Passed: Henry Quincy	20%	0%
determine	40%	40%	0%
inverse	40%	0%	0%
number line	80%	60%	0%

Choose the **Words** tab to see class vocabulary progress for the current lesson. Hover your mouse over a bar to see details.



Class Progress

Aa




Words



Level Up %

This class selected the following responses in Algebra II Unit 01A: Quadratic Functions:

 [Answer Key >](#)

Question	% Correct (1st Try)	Most Common Wrong Answer
Talia threw a ball up into the air. When the ball reaches the top it represents the:	10 of 12  83%	Minimum
How can you tell if a polynomial function is quadratic?	4 of 12  33%	There is a term with an x.
How would you describe the shape of a parabola?	12 of 12  100%	The two ends go in opposite directions.

Choose the Level Up tab to see the results of end-of-unit knowledge checks. Hover your mouse over a bar to see details.

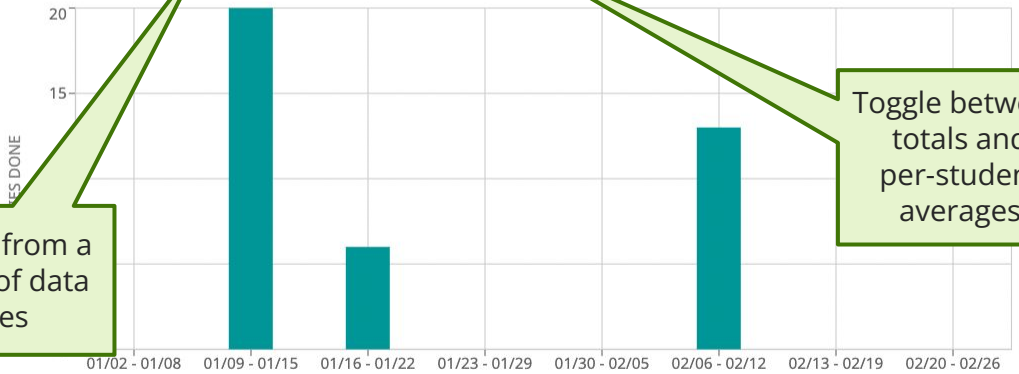
Class: Reports Demonstration

Manage Class Roster Add Students Assign Lesson Print Login Info Edit Info Create Story Spin

Students Lesson Progress Charts Activity Inbox Leaderboard Story Spin

Rolling 8 Weeks

8 Weeks Activities Done Show Totals Show per-Student Averages



View a rolling 4, 8, or 12 weeks of data

Choose from a variety of data types

Toggle between totals and per-student averages

Class Information

Students: 5
Lessons Assigned: 4
Created: Jan 05, 2023

Description

This class is for administrators to see what the reports look like for teachers who use Speak Agent!

Use the **Charts** tab to view class usage and progress trends.

Sign Up for Weekly Progress Reports



Honor Roll

This section lists any students who scored 100% on an activity on their first try in the past week.



Vocabulary Champs

This section lists any key academic concepts or words that your students mastered in the past week. For example, if it reads *isosceles triangle (+3)*, that means three students learned it.



Students Who Need Support

This section lists the names of students who have struggled with an activity in the past week. We determine this if they failed to finish an activity after **five tries**. Click their name to see details.



Here's How:



Your Account

Settings | **Activities**

First Name: **Last Name**:

Alias:

Email:

Email me a weekly class summary report!



When will my email arrive?

Every Sunday night.

Will it cover all my classes?

Yes, a single weekly email has data for all of your students across all class sections.

How do I opt out?

You will not be automatically signed up. You can opt in or out at any time.



Recap: Progress Monitoring



Let's review:

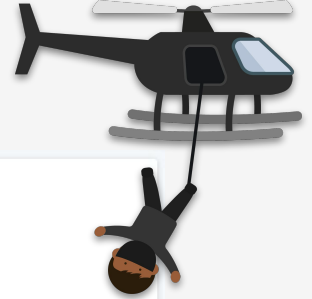
- ✓ Class lesson reports
- ✓ Word progress
- ✓ Level Up reports
- ✓ Trend charts
- ✓ Weekly email option





Support





Personal Coaching by Zoom




Click a coach's name to book a Zoom meeting!

Coaching Calendars

Book a coaching session at your convenience with any of our coaches!

-  **Andrea Blair, Ed.D.**
Expertise: Math (Secondary)
-  **Brian Camus, M.Ed.**
Expertise: Science (Secondary)
-  **Dan LaFountain, M.Ed.**
Expertise: Math & Science (K-6)
-  **Ben Grimley**
Expertise: English Language Development

 Meet with Andrea Blair

< **October 2024** >

SUN	MON	TUE	WED	THU	FRI	SAT
		1	2	3	4	5
6	7	8	9	10	11	12
13	14	15	16	17	18	19
20	21	22	23	24	25	26
27	28	29	30	31		

How long do you need?

15 mins

30 mins

What time works best?

Showing times

UTC -04:00 East

Pick a time and our Agent will drop right in!

9:30 am

9:45 am

10:00 am

10:15 am

10:30 am

10:45 am



Your Mission Hub

Find everything you need to start your mission in one place!

speakagent.com/pgcps






What's on the Mission Hub?

For students with disabilities/IEP.




How-to articles and videos.

For any issues or questions.

Guides & Tools

-  [Teacher's Guide](#)
-  [Accessibility Guide](#) | [la Guía de Accesibilidad](#)
-  [Activity Finder](#)

Help Resources

-  [Search Our Knowledge Base](#)
-  [Open a Support Ticket](#)
-  [Student Help page](#)





Takeaways

Are you ready to get started?

Getting Started Checklist

- Check your class rosters.
- Find your **first lesson** and preview it.
- Plan your first week of Speak Agent. (Optional: Use the [planner](#).)
- Assign** the first lesson to your classes.
- Model the first few activities on the big screen to get students familiar with them. Communicate expectations for speaking and writing activities.

If you need help, visit the PGCPS Mission Hub at speakagent.com/pgcps.



Thank you for participating!

in PD Course 101

