

Teacher's Guide

2025-2026 School Year





Table of Contents

<u>Introduction</u>	3
<u>Home Page</u>	4
<u>Finding a Lesson</u>	5
<u>Saving Favorites</u>	6
<u>What's in a Lesson</u>	7
<u>Previewing a Lesson</u>	8
<u>Assigning a Lesson</u>	9
<u>Viewing Reports</u>	10
<u>Getting Support</u>	11
<u>Activities A-Ma</u>	12
<u>Activities My-Sc</u>	13
<u>Activities Sc-Z</u>	14

Introduction

Who Is Speak Agent?

Speak Agent is a team of educators who believe that language is a key to success for all learners in the content areas. In fact, our company is 100% owned and operated by educators.

By learning the language of content, all students will unlock their full potential. We don't just believe this. We have [evidence](#)!

What Does Speak Agent Do?

Speak Agent is a digital program, mapped to your curriculum, that delivers ready-to-use academic language lessons and activities for Tier 1 instruction.

- Embeds research-based strategies, multilingual learner supports, and AA-level accessibility.
- Has a proven impact on ELD, Math, and Science learning outcomes.
- Gives you an easy to use instructional toolkit!
- Uses Single Sign-On with Clever and other SSO standards.
- Syncs with your rostering system daily (if using OneRoster).
- Automatically collects and reports on progress.



Home Page

School Year 2025 - 2026 Summary



79

Activities Done



1

Lessons Done



194

Words Learned



179

Portfolio Items

Your Students

Search Students:



Last Name ▴ ▾	First Name ▴ ▾	Class	Required Activities Done	Lessons Done
Alvarado	Sofia	My Class K-12 All Grades	25%	0%
Anderson	Charles	Speak Agent Student Boot Camp SXSW Demo	5%	0%
Barton	Kevin	Clark County Eval	0%	0%
Bloomfield Blok	Henry	Elementary School RNES BLUE 2nd	0%	0%

The **Home** page shows year-to-date statistics about your students.

- **Activities and Lessons.** Most lessons have 5-10 activities. A lesson is only "done" when all of the required activities are completed. (You decide which are required.)
- **Words Learned.** These are the vocabulary terms connected to your curriculum.
- **Portfolio Items.** All expressive language activities save and store student work.
- **Your Students.** Click a student's name or class to drill into more details!



Finding a Lesson

176

Organization Lessons
(107)

Lessons You Made
(1)

Enrichment
(17)

Search Lessons:

Reset

Search by title or keyword

Search

Narrow By:

Middle School Math

Grade(s)

☐ Include lessons made by other teachers.

1 2 3 4 5 »

♥ ☐

Title

Classes Assigned To

1

	Title	Classes Assigned To	Subject	Grade	Tags	Actions
♥ 7	Math 6 1.1A Negative Numbers & Absolute Value	1	Middle School Math	6	6.G.3 6.NS.5 6.NS.6 6.NS.7 6.NS.8	Link Preview Copy
♥ 7	Math 6 1.1B Negative Numbers & Absolute Value	-	Middle School Math	6	6.G.3 6.NS.5 6.NS.7 6.NS.8 6.NS.6	Link Preview Copy
♥ 5	Math 6 1.2A Equivalence & Equality	-	Middle School Math	6	6.NS.5 6.NS.6 6.NS.7 6.NS.8	Link Preview Copy
♥ 5	Math 6 1.2B Equivalence & Equality	-	Middle School Math	6	6.NS.5 6.NS.6 6.NS.7 6.NS.8	Link Preview Copy
♥ 5	Math 6 1.3A Number Lines & Coordinate Planes	-	Middle School Math	6	6.G.3 6.NS.6.B 6.NS.8	Link Preview Copy

This lesson has already been assigned to one class. Click [1](#) to edit the assignment.

Click this icon to preview the lesson.



Click this icon to share a link to the lesson.



Indicates a lesson you have favorited.



A lesson recently added by Speak Agent.

Organization Lessons. This tab has all the digital lessons that have been mapped to your district's curriculum. You have access to lessons for all subjects and grade levels. Your students have access only to lessons that you assign to them.

Lessons You Made. This tab has lessons that you have created or copied. Take our PD course *201: Differentiating Instruction* if you wish to create your own lessons.

Enrichment. This tab contains enrichment lessons for heritage months and events.

- To find a lesson, search by keyword, narrow by subject, and/or narrow by grade.
- When keyword searching, just type one word and press the Enter or Return key on your keyboard. You don't need to type in the whole lesson name!
- For example: Just type "ratios" instead of "Applying Ratios and Rates."



Pro Tip. Press [Reset](#) to start your search over without any filters.



Saving Favorites

176

Organization Lessons
(4)

Lessons You Made
(1)

Enrichment
(17)

Search Lessons:

Narrow By:

Reset

Search by title or keyword

Middle School Math

Grade(s)

☐ Include lessons made by other teachers.

<div><div><div>♥</div><div>☑</div></div></div>	Title	Classes Assigned To	Subject	Grade	Tags	Actions
<div><div><div>♥</div><div>7</div></div></div>	<div><div></div>Math 6 1.1A Negative Numbers & Absolute Value</div>	1	Middle School Math	6	6.G.3 6.NS.5 6.NS.6 6.NS.7 6.NS.8	<div><div></div><div></div><div></div></div>
<div><div><div>♥</div><div>7</div></div></div>	<div><div></div>Math 6 1.1B Negative Numbers & Absolute Value</div>	-	Middle School Math	6	6.G.3 6.NS.5 6.NS.7 6.NS.8 6.NS.6	<div><div></div><div></div><div></div></div>
<div><div><div>♥</div><div>5</div></div></div>	<div><div></div>Math 6 1.2A Equivalence & Equality</div>	-	Middle School Math	6	6.NS.5 6.NS.6 6.NS.7 6.NS.8	<div><div></div><div></div><div></div></div>
<div><div><div>♥</div><div>5</div></div></div>	<div><div></div>Math 6 1.2B Equivalence & Equality</div>	-	Middle School Math	6	6.NS.5 6.NS.6 6.NS.7 6.NS.8	<div><div></div><div></div><div></div></div>

Check this box to filter to just your favorites list.



♥ Click this icon to favorite a lesson.

♥ Indicates a lesson you have already favorited.

Favorites. When you favorite a lesson, that will make it easier to find later. You won't have to search every time you need it. Just press the ♥ icon next to a lesson to favorite it.


Un-favoriting. To remove a lesson from your favorites list, just press the ♥ icon.

Searching for Favorites. Just check the box to the left of "Title." But remember that search filters are *cumulative*. So, if you can't find a favorited lesson, make sure you don't have any search filters on.


 **Pro Tip.** Press  **Reset** to start your search over without any filters.





What's in a Lesson





Intro to Biology L3


 Print Lesson Details


 Print Word Wall


 Assign to Class

 Assign to Student

 Preview

 View Wordlist















 Copy

 Print

Description

*Differentiate between biotic and abiotic factors. *Identify parts of the water cycle. *Describe how water moves across a membrane.

Activities

Title	Type	Stage	Time Estimate	Actions
 Intro to Biology	Word Gallery	Recognize	3 - 10 min.	
 Diffusion in Plants	Read Along	Comprehend	5 - 15 min.	 
 Abiotic & Biotic Factors	Sort It Out	Comprehend	1 - 10 min.	 
 Intro to Biology	Vocab Lab	Recognize	5 - 15 min.	 
 Intro to Biology	My Voice: Questions	Communicate	5 - 10 min.	 



Click this icon to view an activity guide.



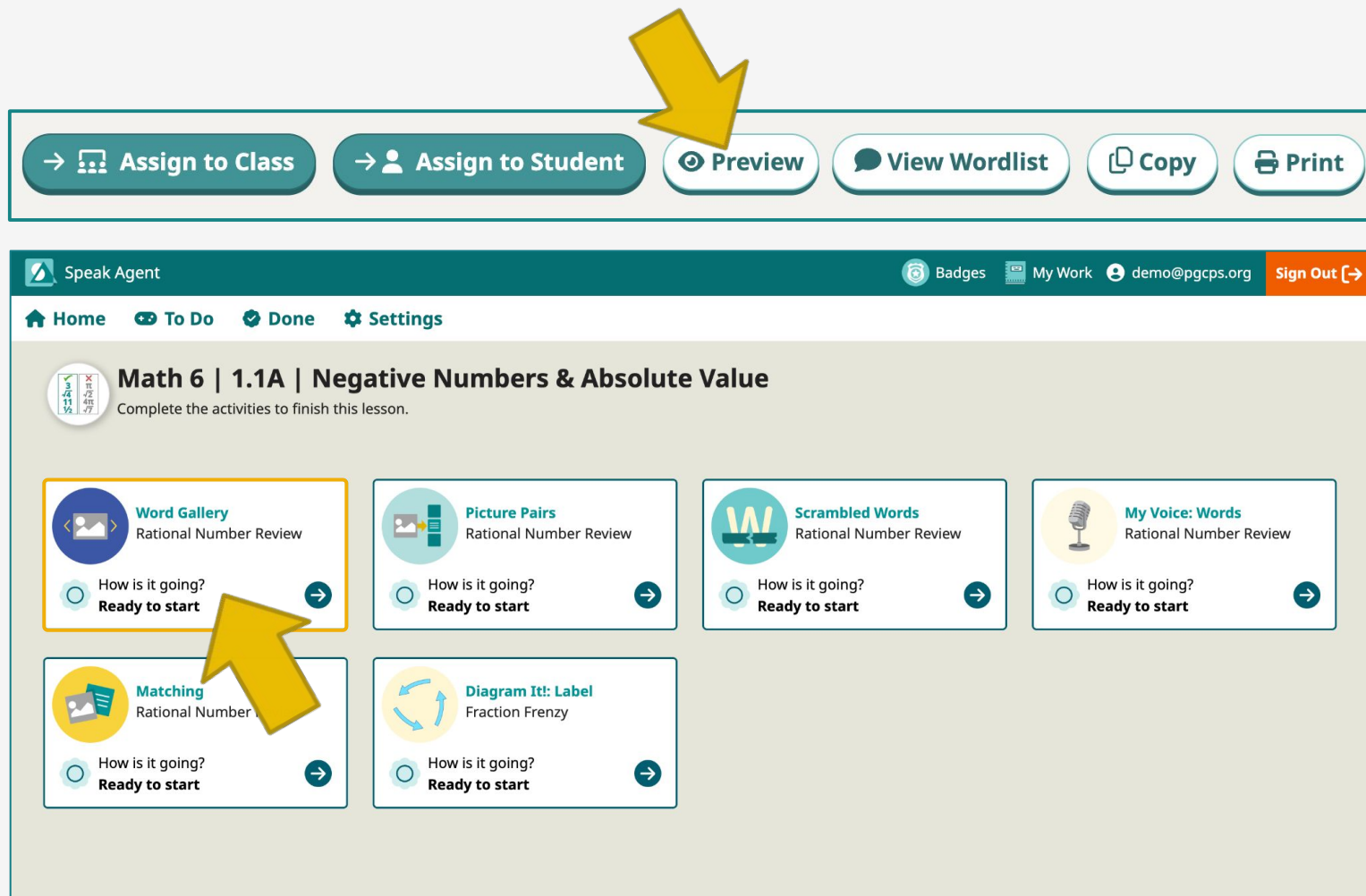
Click this icon to see the answer key.

When you view a lesson, you will see one row for each digital activity in the lesson.

- **Assign.** See [page 9](#) for how to assign the lesson to your classes and students.
- **Preview.** Press Preview to get a sneak peek of the lesson as a student or to run a whole class activity. Activities in Preview will not save data or progress.
- **View Wordlist.** View the vocabulary that students will learn in this lesson.
- **Print Lesson Details.** Creates a printer-friendly version of this page.
- **Print Word Wall.** Creates a PDF of the vocabulary with visual aids.




Previewing a Lesson



The screenshot shows the top navigation bar of the Speak Agent interface. A yellow arrow points to the 'Preview' button, which is located between the 'Assign to Student' and 'View Wordlist' buttons. Below the navigation bar, the main content area displays the lesson title 'Math 6 | 1.1A | Negative Numbers & Absolute Value' and a list of activities: 'Word Gallery', 'Picture Pairs', 'Scrambled Words', 'My Voice: Words', 'Matching', and 'Diagram It: Label'. Each activity card includes a progress indicator and a 'Ready to start' status. A yellow arrow points to the 'Word Gallery' activity card.

Why Preview? This feature lets you experience the activities as a student and run the activities from your computer or interactive whiteboard.

Starting Preview. There are two ways to start previewing. Both will open the preview in a new browser tab.

- Go to a lesson and press the Preview button (shown above).
- Find a lesson and press the  shortcut (as shown on [page 5](#)).


Ending Preview. To close the preview, just close the browser tab.

Does Preview Collect Data? No. In order for data to be collected, students need to do the activities in their own student accounts.


Assigning a Lesson

Assignment Delivery Date







☒ Now ☐ In the future

 08/17/2023 2:37 PM

Due Date (Optional)

 Select a Date & Time

Activities

Required?	Title	Type
<input checked="" type="checkbox"/>	 Quadratic Functions	Word Gallery
<input checked="" type="checkbox"/>	 Trip to Trevi Fountain	Read Along
<input checked="" type="checkbox"/>	 Quadratic Functions	Vocab Lab
<input checked="" type="checkbox"/>	 Putting it All Together	My Voice: Questions
<input checked="" type="checkbox"/>	 Quadratic Functions	Word Spin
<input checked="" type="checkbox"/>	 Quadratic Functions	Level Up

← Select more classes

Confirm Details →

Delivery Date. Choose when the lesson will become available to your students.

Due Date. Optionally, set a deadline for students to finish the lesson. If they are late, they can still do the work but you will see an "overdue" flag in the class report.

Required? Uncheck a box to make that activity a "bonus activity" that does not need to be done in order to complete the lesson.







Viewing Reports

Class Progress												⌂
All Words												↻
Level Up												↻
Last Name	First Name	Required Activities Done	Optional Activities Done	Word Gallery	Diagram It!: Label	My Voice: Words	Picture Pairs	Scrambled Sentences	Diagram It!: Label	Read Aloud	Optional Matching	Level Up: Formative Assessment
Alvarado	Sofia	82%	—	✓	✓ 4/4	✓ View	✓	✓	✓	✓ View	✓ View	—
Garza	Xavier	★ 45%	—	✓	—	✓ View	—	—	—	—	✓ View	—
Nguyen	Trang	55%	—	✓	✓ 4/4	—	—	—	—	—	✓ View	✓ 4/6
Romano	Jayden	★ 0%	—	—	—	—	—	—	—	—	—	—
Santos	Joaquin	55%	—	✓	✓ 4/4	✓ View	✓ 14/16	—	✓ 6/6	—	✓ View	—


Link to student's portfolio item

correct answers

total # learning opportunities

-  Indicates that an activity is complete.
-  Click this icon to view the student's portfolio.
-  Click to view the student's score history for all activity attempts.
-  Indicates that a student did not finish the assignment by the due date.

Class Progress. This tab (shown above) shows the progress that your class is making with one Speak Agent lesson.

- To open a class report, go to the class page and click the title of a lesson.
- To update the report, press the  icon in the top-right corner of the page.
- To drill down into a student's report, click the name of the student.

Words. This report shows class progress with the unit vocabulary. You can mouse over a progress bar to see which students still need to learn each concept.

Level Up. This report gives you the results of the end-of-lesson Level Up formative assessment. You can see what % of the class answered correctly and what were the most common misconceptions.

There are many more reports available to you in Speak Agent! Please find our *Progress Monitoring Guide* on speakagent.com.



Getting Support

Need help?

Visit speakagent.com for how-to articles, videos, e-coaching, and technical support. Our team of Speak Agents is here to help!



Visit the Knowledge Base:

speakagent.com/support



→ Browse articles.



→ Search by keyword.

→ Watch how-to videos.

FAQ: speakagent.com/faq

Privacy: speakagent.com/privacy



Open a Support Ticket:

speakagent.com/contact-support

Be sure to use your school email address in the support form!



Accessibility Guide:

speakagent.com/accessibility



Data Monitoring Guide:

speakagent.com/monitoring



Get Coaching by Zoom!

1. Visit this link:
speakagent.com/support
2. Click a name under Coaching Calendars.




Stay Connected!


Read about the latest updates:
speakagent.com/blog




Activities A-Ma


 Independent









 Pairs

 Small Groups

 Whole Class: use Preview!

 Recommended option is listed first.

 Includes an answer key.


Activity	How to Use It	Time
 Diagram It!	 Introducing Connections   Warm-Up  Exit Ticket  Starting a Discussion	2 to 5 minutes
 Drawing Board	 Exit Ticket   Partner Work	5 to 15 minutes
 Explain Your Work	 Formative Assessment   Starting a Discussion <i>Consider doing this activity over two sessions.</i>	15 to 30 minutes
 Level Up	 Formative Assessment 	2 to 5 minutes
 Matching	 Warm-Up  Partner Work  Exit Ticket	2 to 5 minutes
 Math Problem Maker + Solver	 Culminating Activity (Note: Partners are determined randomly.) <i>Consider doing this activity over two sessions.</i>	30 to 60 minutes




Activities My-Sc


 Independent

























 Pairs

 Small Groups

 Whole Class: use Preview!

 Recommended option is listed first.

 Includes an answer key.

Activity	How to Use It	Time
 My Voice: Words	 Warm-Up  Homework	10 to 20 minutes
 My Voice: Phrases/ Questions	 Exit Ticket   Warm-Up  Partner Work  Homework	5 to 10 minutes
 Picture Pairs	 Starting a Discussion  Warm-Up  Partner Work  Formative Assessment  Exit Ticket	5 to 10 minutes
 Read Along	 Partner Work   Introducing Connections  Starting a Discussion	5 to 15 minutes
 Scrambled Sentences	 Warm-Up   Exit Ticket	5 to 15 minutes

Activities Sc-Z


 Independent

























 Pairs

 Small Groups

 Whole Class: use Preview!

 Recommended option is listed first.

 Includes an answer key.

Activity	How to Use It	Time
 Scrambled Words	 Warm-Up  Partner Work  Exit Ticket 	2 to 10 minutes
 Sort It Out	 Exit Ticket   Warm-Up  Partner Work  Formative Assessment	5 to 10 minutes
 Tall Tales	 Formative Assessment   Exit Ticket	5 to 10 minutes
 Vocab Lab	 Exit Ticket   Partner Work  Formative Assessment	5 to 15 minutes
 Word Gallery	 Introducing Concepts  Warm-Up  Homework	5 to 10 minutes

