

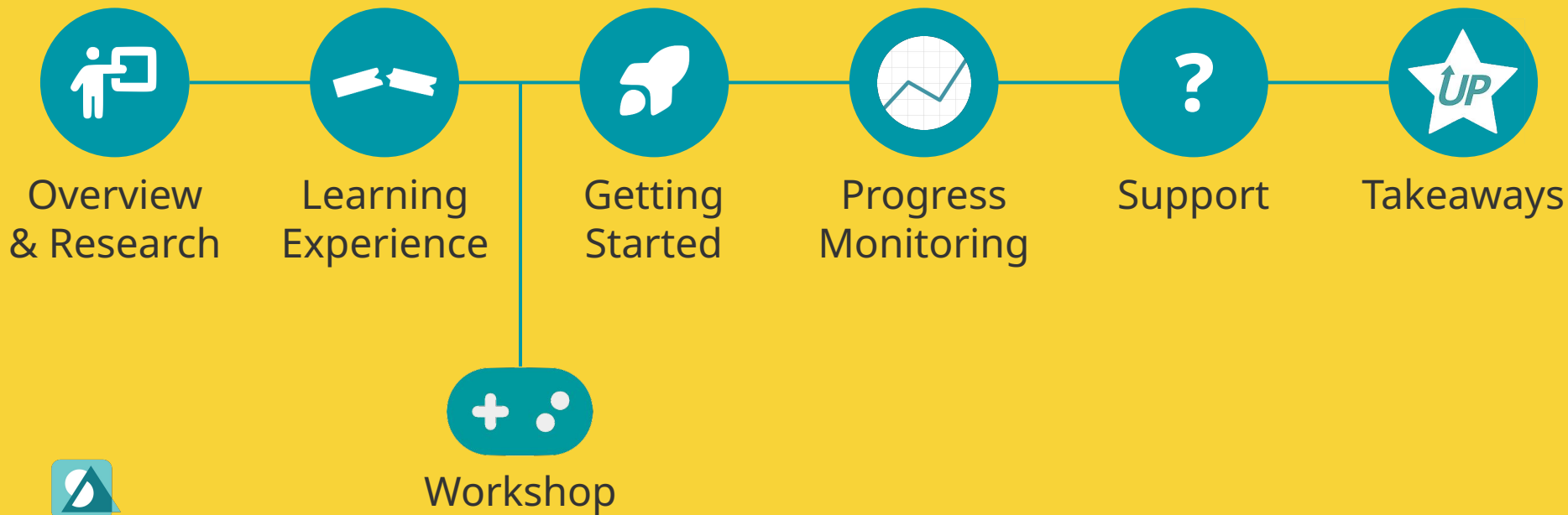
🗣️ This session will be recorded and slides shared afterward!

Academic Language for LSN

PD Course 101



Today's Agenda





Overview and Research

Who Are We?

Speak Agent is a team of educators who believe that language is a key to success for all learners.

Our company is 100% owned and operated by educators, not by private equity or hedge funds.



Why Speak Agent?

By learning the language of content, all students will unlock their full potential. We don't just believe this. We have evidence! For example:



The diagram consists of two rectangular boxes connected by a right-pointing arrow. The left box is light blue and contains the text '1 hour per week of Speak Agent'. The right box is yellow with a teal triangular wedge at the bottom right corner and contains the text '10.3% higher math scores'.

**1 hour per week of
Speak Agent**



**10.3% higher math
scores**



An Award-Winning Program



Tools Competition
2021 WINNER



newschools
venture fund

Ignite **ELL** Challenge
WINNER









Best Support for English Learners



Small Business
Innovation Research
AWARDEE



Connecting Language to Maryland's Standard 6.0

Inquiry-Based Practice						
Develop Questions	✓	✓	✓	✓	✓	✓
Plan Inquiries	✓	✓	✓	✓	✓	✓
Apply Disciplinary Concepts			✓	✓	✓	✓
Evaluate Sources	✓		✓		✓	
Use Evidence		✓		✓		✓
Communicate & Critique Conclusions	✓	✓		✓		✓



How Does Speak Agent Help?

It significantly improves learning outcomes in the content areas by integrating language into your existing curriculum.

- Ready-to-use digital lessons.
- Mapped to your curriculum.
- Easy to collaborate with colleagues.
- AA level accessibility.
- Single Sign-On.
- Daily roster sync.
- Automatically collects reporting data.
- No AI. You are in control.



Content + Language = Success



+



The Content + Language Framework

Acquire the Vocabulary	Build Comprehension	Communicate Reasoning
Goal: Make the academic concepts accessible to all learners.	Goal: Deepen a student's understanding of the key academic concepts; make real-world connections.	Goal: Encourage students to demonstrate mastery and critical thinking.
Process: Engage students in listening, speaking, and morphology practice using visual aids.	Process: Engage students in reading and interacting with simplified but age-appropriate texts.	Process: Ramp up the complexity of texts and add opportunities for open-ended expression.



Evidence

Let's look at the data behind this language-based approach.

- Math evidence
- ELD evidence
- Science evidence



Math Results

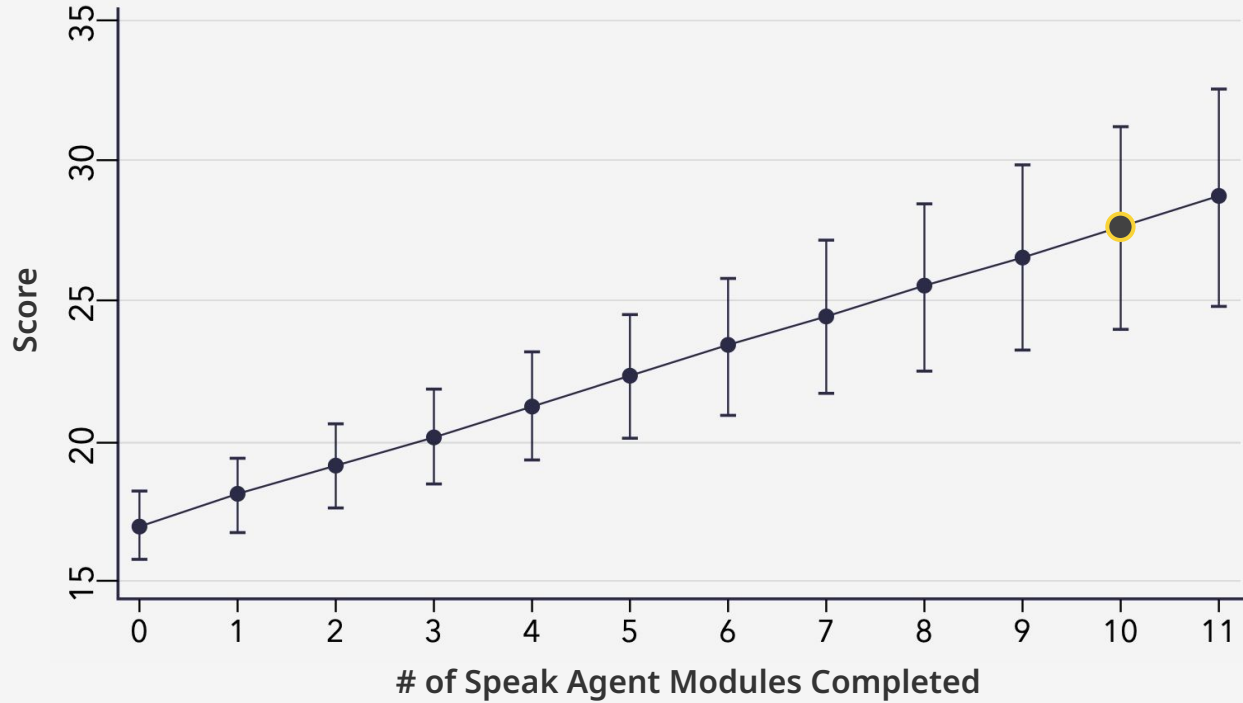
N = 46,929

99.9% confidence level

QED study with 24,180 students in grades 6-8 at Prince George's County.

Results apply to both multilingual and monolingual learners.

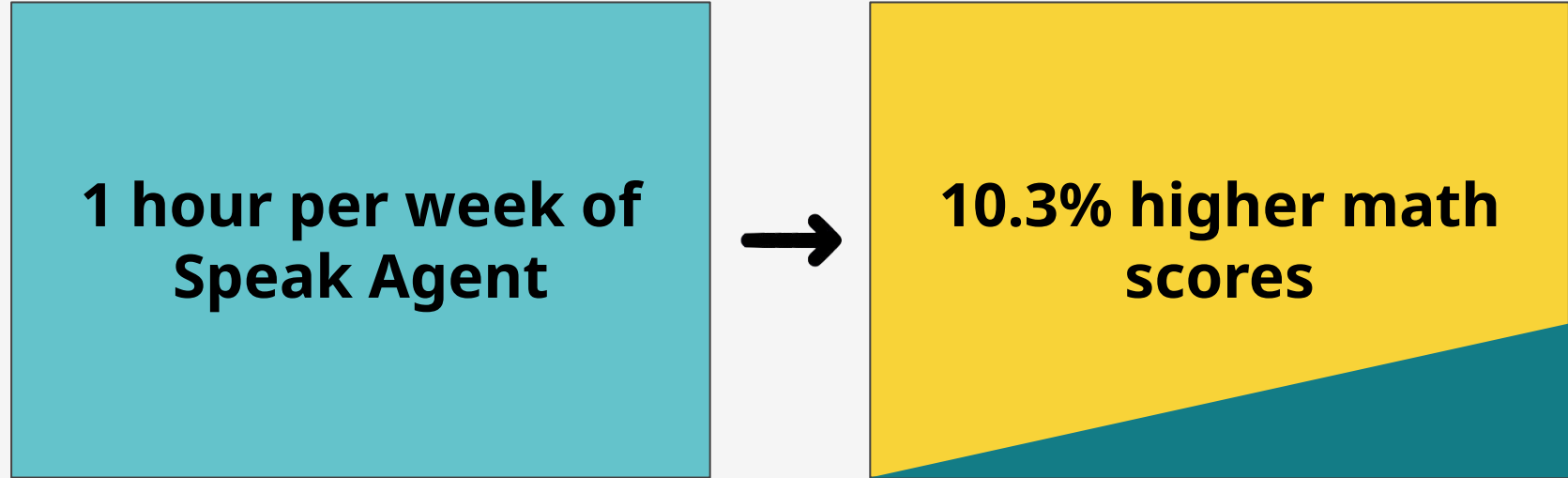
Predicted Mean PGCPs Math Benchmark Score



SOURCE: Huebert, E. (2022). Effect of Speak Agent on Math and English Language Proficiency Scores at Middle Grades in Prince George's County Public Schools. Leanlab Education. <https://www.speakagent.com/evidence>

Interpreting the Results

Completing 10 modules in an academic quarter, which takes no more than one hour per week, resulted in a 10.3% mean higher score.



SOURCE: Huebert, E. (2022). Effect of Speak Agent on Math and English Language Proficiency Scores at Middle Grades in Prince George's County Public Schools. Leanlab Education. <https://www.speakagent.com/evidence>

ELD Results

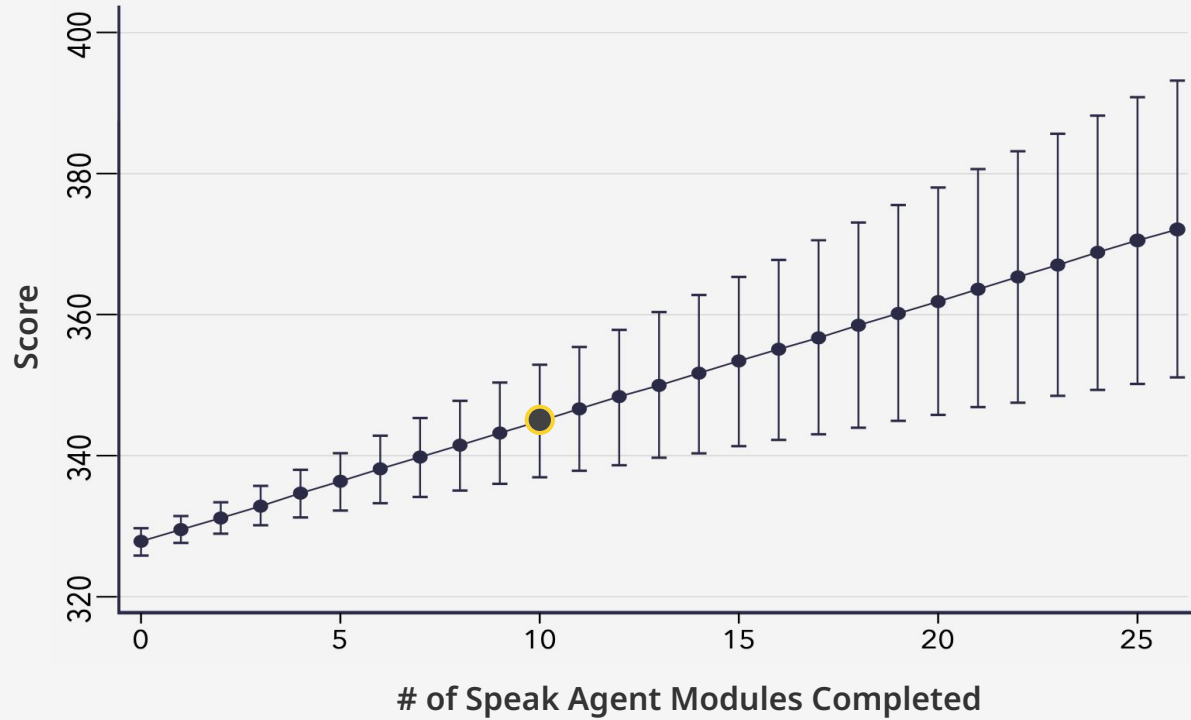
N = 5,361

99.9% confidence level

QED study with 5,361 MLLs
in grades 6-8 at Prince
George's County.

Results suggest a higher
dosage may have an even
greater impact.

Predicted Mean ACCESS 2.0 Scale Score



SOURCE: Huebert, E. (2022). Effect of Speak Agent on Math and English Language Proficiency Scores at Middle Grades in Prince George's County Public Schools. Leanlab Education. <https://www.speakagent.com/evidence>

ELD Results, by Domain

N = 5,361

99.9% confidence level

This table shows the mean effect size, by ACCESS domain, at a one hour per week dosage.

MLLs at all levels, including Level 1 learners (N = 1,014), experienced significant gains.

ACCESS Domain	Effect Size
Speaking	+22 points
Listening	+20 points
Writing	+18 points
Reading	+13 points
Comprehension	+15 points
Literacy	+16 points
Oral	+21 points



SOURCE: Huebert, E. (2022). Effect of Speak Agent on Math and English Language Proficiency Scores at Middle Grades in Prince George's County Public Schools. Leanlab Education. <https://www.speakagent.com/evidence>

Science Results



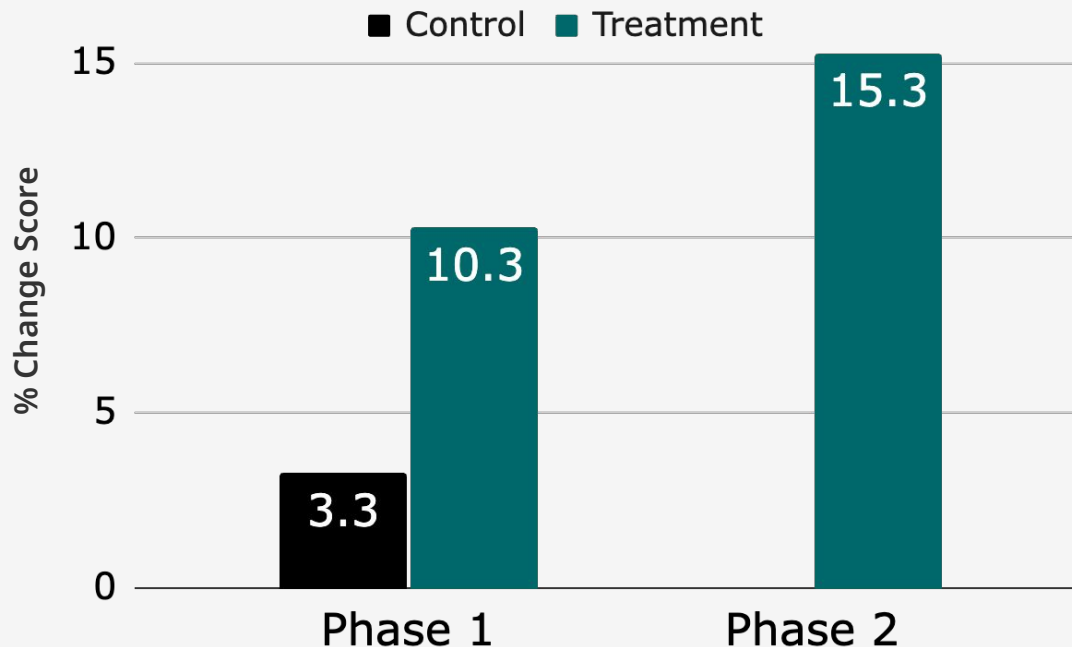
Mean Increase in Science Concept Knowledge

N = 85

99% confidence level

QED study with 85 science students (80% MLLs) at Manor ISD, Texas.

The dosage was ½ hour per week. The results were so strong that the researchers moved the control group to treatment in Phase 2.





Interpreting the Results

Spending 30 minutes per week over the first 12-week phase led to students in the treatment group acquiring 200% more science concepts than the control.

**30 minutes per week
of Speak Agent**



**3X faster learning of
new science concepts**



80%

of students agreed or strongly agreed that they enjoy using Speak Agent
(N=2,497)

72%

of students report that Speak Agent helps them learn "**more**" than any other classroom tool or resource (N=2,497)

Recap: Overview and Research



Let's review:

- ✓ Why use Speak Agent?
- ✓ What is Content + Language?
- ✓ What is the research behind it?





Learning Experience

**Ready to
explore?**



Walkthrough

We will take a look at both the teaching and student learning experiences.

- Teacher features
- Student experience
- Learning activities & strategies



What Can You Do in Speak Agent?

- View data and access student data on your Home page.
- View class reports and assignments.
- Find lessons that supplement your curriculum.
- Run activities from your computer—or assign them as independent practice.
- Print lesson materials, differentiate instruction, review student work, check answer keys, and more.
- Use the Academy self-serve PD to dive deeper into Speak Agent.



Home

Classes & Students

Lessons

Wordlists

Academy

Hi, Demo Teacher

(Not Demo Teacher? [Sign in to your account.](#))

School Year 2022 - 2023 Summary

1514

Activities Done

40

Lessons Done

1881

Words Learned

1221

Portfolio Items

Your Students

Search Students:

Enter Name of Student

1

2

»

Last Name	First Name	Class	# Activities Done	# Lessons Done
Akanbi	Emmanuel Ia	Science 6 Accelerated Math 1	68%	22%
Akintomo wo	Samuel	Science 6 Accelerated Math 1	52%	22%

Inbox

From	status	Action
Dozier, Jayana	In Progress	↔
Doumbouya, Oumou	In Progress	↔
Amuchie, Munachimso	Awaiting Approval	↔
Ikwubuo, Vienna	Awaiting Approval	↔
Alemkia, Gabriella-Jolie	In Progress	↔
Anderson, London	Awaiting Approval	↔

See Messages

Home includes a data dashboard, a searchable roster, and an Inbox for student writing submissions.


© 2025 Speak Agent, Inc. | 25






Classes and Students

Classes

Students

Search Classes:

Search by class name or sec 

Class Section 	# of Students 	Action
Math 8 804	1	
Math 6 602	4	
Math 7 701	5	

Classes & Students pulls all the class sections from your SIS. Rostering happens automatically and syncs every day.

Lessons

+ Create New Lesson

71

Organization Lessons
(47)

Lessons You Made
(0)

Sample Lessons
(17)

Reset

Search Lessons:

Narrow By:

Math 6

Middle School Math

Grade(s)

☐ Include lessons made by other teachers.

1
2
»

<input type="checkbox"/>	Title	Classes Assigned To	Subject	Grade	Tags	Actions
5	Math 6 1.1A Negative Numbers & Absolute Value	-	Middle School Math	6	6.G.3 6.NS.5 6.NS.6 6.NS.7 6.NS.8	
5	Math 6 1.1B Negative Numbers & Absolute Value	-	Middle School Math	6	6.G.3 6.NS.5 6.NS.7 6.NS.8 6.NS.6	
3	Math 6 1.2A Equivalence & Equality	-	Middle School Math	6	6.NS.5 6.NS.6 6.NS.7 6.NS.8	
3	Math 6 1.2B Equivalence & Equality	-	Middle School Math	6	6.NS.5 6.NS.6 6.NS.7 6.NS.8	
8	Math 6 & Accelerated 1 Mini-Lesson	-	Middle School Math	6	6.NS.5 6.NS.C.5 Accelerated1 Math6	

Lessons is an open, searchable library. All content has been mapped to fit your curriculum for the current school year.

Curriculum Integration Saves Time & Effort

Your Unit	Your Content
Reasoning with Ratios & Rates	Standards: 6.RP.1, 6.RP.2 Concepts: Introducing ratios; representing ratios with diagrams; ratios and rates; representing equivalent ratios; constant speed.
Applying Ratios & Rates	Standards: 6.RP.3, 6.EE.9 Concepts: Representing ratios with tables; solving ratio and rate problems; unit conversion; percentages.
2D Shapes & Area	Standards: 6.G.1 Concepts: Reasoning, decomposing and rearranging to find area; surface area.
3D Shapes & Volume	Standards: 6.G.2 Concepts: Volume; fractional lengths in prisms.

Organization Lessons
Total (6)

Lessons You Made
Total (6)

Sample Lessons
Total (24)

Search Lessons:

Narrow By:

Reset

Math 6

Language(s)

Math x

♥ ☒

Title

Subject

♥ 6

[Math 6 Unit 03B: Applying Ratios & Rates](#)

Math | Financial Literacy

♥ 8

[Math 6 Unit 03: Reasoning with Ratios & Rates](#)

Math

♥ 7

[Math 6 Unit 04A: 2D Shapes & Area](#)

Math

♥ 5

[Math 6 Unit 04B: 3D Shapes & Volume](#)

Math



Wordlists



- **Wordlists** can be used to build your own vocabulary sets for lessons that you create.
- This is an advanced feature that we cover in PD 201: Differentiated Instruction.



SPEAK AGENT ACADEMY

Course Catalog


Welcome, Agent Demo! Click a course to get started. It's Ok to try them in any order you like.


PD Course	Your Progress
 PD 101: Academic Language Learning	0 of 15 0%
 PD 204: Student Progress Monitoring	0 of 14 0%
 PD 301: Math Problem Writing	0 of 7 0%
 PD 201: Differentiating Instruction	0 of 11 0%

COMMUNICATION MODES: ON



MISSION BOARD





The **Academy** offers self-serve PD courses that you can use to dive deeper into Speak Agent.

Welcome back! ¡Bienvenido!

You're working on this:



Middle School Science



Science 6 Unit 1 Mini-Lesson

Activities done: 0/3

Continue →

Agent stats:

Words in Progress:

9

Words Learned:

1

Activities Completed:

0

Lessons Completed:

0

Badges Earned:

0

Agent Level:

1



New things to do:



NSL Government



LSN | 1.1A | Foundations & Types of Government

Activities done: 0/6



Middle School Math



Math 6 | 1.1A | Negative Numbers & Absolute Value

Due in 5 days

Activities done: 0/6



When students sign in, they see the most recently assigned lesson prominently on their **Home** page.

Pick a subject

-  Middle School Math
-  Middle School Science
-  NSL Government

 Middle School Science



Science 6 Unit 1 Mini-Lesson

Activities done: 0/3



 NSL Government



LSN | 1.1A | Foundations & Types of Government

Activities done: 0/6



 Middle School Math



Math 6 | 1.1A | Negative Numbers & Absolute Value

Due in 5 days

Activities done: 2/6



THINGS YOU'VE DONE: 


The **To Do** page lets students filter lessons by subject, if they are using Speak Agent for multiple subjects.




Math 6 | 1.1A | Negative Numbers & Absolute Value


Complete the activities to finish this lesson.


 Due in 5 days




Word Gallery
Rational Number Review


 How is it going?
Ready to start







Picture Pairs
Rational Number Review


 How is it going?
Ready to start







Scrambled Words
Rational Number Review


 How is it going?
Ready to start





Matching
Rational Number Review

 How is it going?
Ready to start










Diagram It!: Label
Fraction Frenzy


 How is it going?
Ready to start





★ Bonus Activity!
My Voice: Words
Rational Number Review

 How is it going?
Ready to start



Students arrive at a lesson from Home, To Do, or from a direct link you share. They click a tile to launch an activity.



Math 6 | 1.1A | Negative Numbers & Absolute Value

★ Due in 5 days

Complete the activities to finish this lesson.



Word Gallery

Rational Number Review



How is it going?

Ready to start



Picture Pairs

Rational Number Review



How is it going?

Ready to start



Scrambled Words

Rational Number Review



How is it going?

Ready to start



Matching

Rational Number Review



How is it going?

Ready to start



Diagram It!: Label

Fraction Frenzy



How is it going?

Ready to start



★ Bonus Activity!

My Voice: Words

Rational Number Review



How is it going?

Ready to start



This lesson has a "bonus activity." This was marked as "optional" by the teacher when assigning the lesson.



Math 6 | 1.1A | Negative Numbers & Absolute Value

Complete the activities to finish this lesson.

★ Due in 5 days



Word Gallery

Rational Number Review



How is it going?
Done!



Picture Pairs

Rational Number Review



How is it going?
Latest score: 9 out of 12



Scrambled Words

Rational Number Review



How is it going?
Working on it.



Matching

Rational Number Review



How is it going?
Ready to start



Diagram It!: Label

Fraction Frenzy



How is it going?
Ready to start



★ Bonus Activity!

My Voice: Words

Rational Number Review



How is it going?
Ready to start



As a student makes progress with activities, they see that reflected on the lesson page.



Math 6 | 1.1A | Negative Numbers & Absolute Value

Complete the activities to finish this lesson.

★ Due in 5 days



Word Gallery

Rational Number Review



How is it going?
Done!



Picture Pairs

Rational Number Review



How is it going?
Latest score: 9 out of 12



Scrambled Words

Rational Number Review



How is it going?
Working on it.



Matching

Rational Number Review



How is it going?
Ready to start!



Diagram It!: Label

Fraction Frenzy



How is it going?
Ready to start



★ Bonus Activity!

My Voice: Words

Rational Number Review




How is it going?
Ready to start






If the assignment has a due date, they see that reflected here. Overdue lessons can still be completed.




Settings

-  Voice:


Salli (Female)

 
-  Narration Speed:


Medium

 
-  Font:


Noto Sans (default)


-  Reduce Motion:

☒


-  Sound:

☐



 Restore to Default

Students may use **Settings** to set their personal preferences.

Here are the things you've made in Speak Agent:

[Explain Your Work](#)[My Voice](#)[Puzzle Maker](#)[Puzzle Solver](#)[Read Along](#)[Word Spin](#)

SORT BY:

Newest



Lesson

Activity Title

Date Created



Science 8 Unit 04: Mystery Fossils

Science 8 Unit 04: Mystery Fossils

Feb 5, 2023

Go →



Algebra II Unit 01A: Quadratic Functions L1

Algebra II Unit 01A: Quadratic Functions

Dec 21, 2022

Go →



Science 6 Unit 03B: Levitating Forces

Nov 23, 2022

Go →



Science 6 Unit 03B: Levitating Forces

Discovering Electricity

Nov 17, 2022

Go →



Science 6 Unit 03A: Levitating Forces - Held

Journey to the Poles of the Earth

Nov 17, 2022

Go →



Algebra II Unit 01A: Quadratic Functions L3

Questions - Algebra II Unit 01A: Quadratic Functions L3

Nov 10, 2022

Go →

Students may access **My Work** to see a portfolio of their work throughout the school year. You have access to this, too!

You answered all these questions!

Question

What is Tomás playing?

Why is the ball in motion?

What happens when Tomás swings?

What does the ball hit?

What objects push on each other?

How many newtons is the push on the glove?

How many newtons is the push on the ball?

Your Written Response

Baseball 

No Written Answer

He missed 

the glove 

The ball and the glove 

30 

30 


Your Spoken Response

No Recorded Answer

 Listen

No Recorded Answer

No Recorded Answer

 Listen

No Recorded Answer

No Recorded Answer

My Work includes a record of their written answers, voice recordings, and visual representations.

Win these:

By Doing this:

Progress



First Mission



You finished your first Speak Agent lesson. Well done!



Triple Play



Excellent work! You completed your third lesson.



3 of 3



Lucky Eights



Complete 8 lessons.



6 of 8



Sweet Sixteen



Finish 16 lessons.



6 of 16



Codebreaker



You have to learn a new language to become the best Speak Agent. Great start!



2 of 2



Listenbot



Listen to 100 new words.



2 of 100



Voice Artist



Make 100 voice recordings.



31 of 100



Hot Streak





















You nailed the right answers in a row! You are showing mastery of the vocabulary.



Students may earn unique **Badges** to celebrate their progress with Speak Agent.

Speak Agent Activities

Acquire Vocabulary	Build Comprehension	Communicate Reasoning
 Matching	 Diagram It: Label/Type	 Diagram It: Free Write
 My Voice: Words	 My Voice: Phrases	 Drawing Board
 Picture Pairs	 Read Along	 Explain Your Work
 Scrambled Words	 Scrambled Sentences	 Math Problem Maker
 Word Gallery	 Sort It Out	 Math Problem Solver
	 Tall Tales	 My Voice: Questions
	 Vocab Lab	



+ **Knowledge Check**



Level Up

Word Gallery is an interactive word wall with voice narration.



NSL 10.1 A: Foundations & Principles

Word Gallery

← Back To Lesson

? Activity Help

🔊 Sound: On

🔊 Narration: Slow

Select Language



direct democracy



representative democracy



presidential democracy



parliamentary democracy



monarchy



absolute monarchy



oligarchy



dictatorship



totalitarian



federalism



clause



Supremacy Clause



power



delegated power



reserved power



denied power



structure



separate

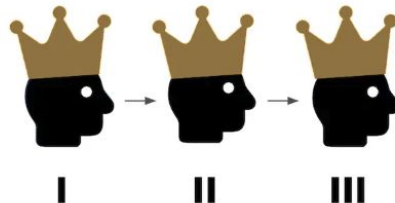



separation of powers



Student choose a word/concept in the gallery to review.

monarchy



In a monarchy, people do not choose their leader. A monarch is the child of a royal family like a king or queen. 



Part of speech: noun 


Definition: a government led by a king or queen 



Students can listen to captions narrated aloud.

monarchy



This is a photo of the British royal family. Great Britain is no longer a monarchy because the kings and queen do not hold power. 

Part of speech

Definition: a government led by a king or queen 

There are often multiple visuals to show a variety of concrete examples.

Read Alongs deeply engage learners in curriculum-aligned content.



Read Along



Remove Highlights

← Back To Lesson

🔊 Sound: On

🔊 Narration: Slow

Select Language



The founders are also sometimes called the "Founding Fathers."

■ In 1787, a new type of government was created. It was the United States of America.

■ Most of the other countries of the world had kings. The founders of the United States did

AAAAA

1

Why do you suppose these men are called the "founders?" 🔊

Enter answer here...



Save

Next →

C.R.O.W.D. prompting on each page encourages reading for comprehension and reflection.

What Are C.R.O.W.D. Prompts?

C – Completion: Learners are asked to finish a statement.

R – Recall: Learners write or say in their own words what has happened so far in a story or text.

O – Open-ended: Learners are asked to notice details about the images that accompany a text.

W – Wh-prompts: Learners are asked to provide a specific correct response based on context clues in the text.

D – Distancing: Learners reflect on their own experiences. This helps learners form a bridge between a text and the real world.



The screenshot displays a digital reading application. On the left is a dark teal sidebar with several icons and buttons: a magnifying glass, a book with headphones, 'Read Along', 'Remove Highlights', 'Back To Lesson', 'Sound: On', 'Narration: Slow', and 'Select Language'. The main area shows an open book. The left page features a photograph of the U.S. Capitol dome with a 'FIRST ST NW 100' street sign and a 'YIELD' sign in the foreground. Below the photo is the text: 'The federal government of the United States is in Washington, DC.' A yellow arrow points from this text to the right page. The right page contains two paragraphs of text. The first paragraph is highlighted in blue and reads: 'The founders of the United States invented something new! They called it **federalism**. The country's government is called the federal government.' The second paragraph reads: 'The founders also created a government'. Below the text on the right page is a row of seven 'A' characters, with the fourth one highlighted in blue. At the bottom right of the book is a page number '2'. In the bottom right corner of the application, there are two buttons: '←Back' and 'Next→'. In the bottom left, there is a question card that says 'Why do you think the founders separated the federal and state governments?' and 'Enter answer here...' with a 'Save' button below it.

Students can change the text size, highlight text, dim the screen around text, listen to narrated text, and other accessibility features.



Đọc cùng



Xóa phần nổi bật



← Quay lại bài học

🔊 Âm thanh: Bật

🔊 Tốc độ: Chậm

Vietnamese





Hiến pháp Hoa Kỳ

Hiến pháp có thể tạo ra một chính phủ nếu nó không liệt kê bất kỳ quyền lực nào không?

Nhập câu trả lời vào đây...

Cứu

Họ viết ra những ý tưởng của mình về cách điều hành đất nước mới. Ý tưởng của họ đã trở thành Hiến pháp Hoa Kỳ.

Hiến pháp chia chính phủ Hoa Kỳ thành hai cấp độ. **Cấu trúc** này

AAAAA

3

← Mặt sau

Kế tiếp →

Students can also translate the text and menu items for an activity. It resets to English once they exit.

Sort It Out has students evaluate a set of facts, rules, or evidence.



Sort It Out

← Back To Lesson

? Activity Help

🔊 Sound: On

🔊 Narration: Slow

Select Language



Which powers are delegated to the federal government and which are reserved to the states?

Each card shows one power. Remember: A **delegated** power is given to the federal government. A **reserved** power is kept by the states.



Delegated Powers

Evidence

10 items

Make rules for licenses



Pave state roads



Make voting laws



Create local governments



Make national laws



Create public schools



✓ Check My Work

Reserved Powers

In this activity, students are sorting governmental functions into delegated vs. reserved powers.



Sort It Out

← Back To Lesson

? Activity Help

🔊 Sound: On

🔊 Narration: Slow

Select Language



Which powers are delegated to the federal government and which are reserved to the states?

Each card shows one power. Remember: A **delegated** power is given to the federal government. A **reserved** power is kept by the states.



Delegated Powers

Make voting laws



Make national laws



Public schools



Create a military



Evidence

4 items

Create a military



Print money



Declare war



Deliver the mail



Reserved Powers

Make rules for licenses



Pave state roads



Create local governments



✓ Check My Work

Students make a choice for each item.



Sort It Out

← Back To Lesson

? Activity Help

🔊 Sound: On

🔊 Narration: Slow

Select Language



Which powers are delegated to the federal government and which are reserved to the states?

Each card shows one power. Remember: A **delegated** power is given to the federal government. A **reserved** power is kept by the states.



Delegated Powers

Make voting laws



Make national laws



Create public schools



Create a military



Print money



Declare war



Evidence

0 items

Reserved Powers

Make rules for licenses



Pave state roads



Create local governments



Deliver the mail



✓ Check My Work

When done sorting, students can self-check their work.



Sort It Out

← Back To Lesson

? Activity Help

🔊 Sound: On

🔊 Narration: Slow

Select Language



Which powers are delegated to the federal government and which are reserved to the states?

Each card shows one power. Remember: A **delegated** power is given to the federal government. A **reserved** power is kept by the states.



Delegated Powers

Make voting laws

Make national laws

Create public schools

Create a military

Print money

Declare war



Work Analyzed!

3 evidence items need to be sorted again.

Re-sort items →

Evidence

0 items

✓ Check My Work

Reserved Powers

Make rules for licenses

Pave state roads

Create local governments

Deliver the mail



Wrong answers can be self-corrected.



Sort It Out

← Back To Lesson

? Activity Help

🔊 Sound: On

🔊 Narration: Slow

Select Language



Which powers are delegated to the federal government and which are reserved to the states?

Each card shows one power. Remember: A **delegated** power is given to the federal government. A **reserved** power is kept by the states.



Delegated Powers

Make national laws



Create a military



Print money



Declare war



Evidence

3 items

Make voting laws



Create public schools



Deliver the mail



Hand

Reserved Powers

Issue licenses for licenses



Pave state roads



Create local governments



✓ Check My Work



The activity includes **hints** specific to each item card to help guide students toward the right answer. They get as many tries as they need to succeed.



Sort It Out

← Back To Lesson

? Activity Help

🔊 Sound: On

🔊 Narration: Slow

Select Language



Which powers are delegated to the federal government and which are reserved to the states?

Each card shows one power. Remember: A **delegated** power is given to the federal government. A **reserved** power is kept by the states.



Delegated Powers

Evidence

3 items

Make nation

Create a military

Print money

Declare war



A Helpful Hint

Create public schools

Sorting help: Which level decides what you study in school?

Return to Sorting →



Reserved Powers

Make rules for licenses

Pave state roads

Create local governments



✓ Check My Work



Here's an example of a hint.

Recap: Learning Experience



Let's review:

- ✓ What can you do in Speak Agent?
- ✓ How does it fit your curriculum?
- ✓ What can students do?
- ✓ What is saved in the portfolio?
- ✓ Three example types of activities





Workshop



Step 1: Find a Lesson

Lessons to try:

[LSN | 1.1A | Foundations & Types of Government](#)

[LSN | 1.1B | Foundations & Types of Government](#)

[LSN | 1.1C | Foundations & Types of Government](#)



Step 2: Preview the Lesson

 Preview

Please try two activities from unit 1.1.

- 1.1A has the Word Gallery
- 1.1B has a Read Along
- 1.1C has Sort It Out
- Feel free to try others!



As you try each activity, please note down the following:

- What strategies or learning supports does the activity offer?
- Where does the activity fit into your classroom structure?



Where do you feel this resource fits into your instruction and why?






















Please share your responses in the Zoom chat.

How to Use the Activities










- Each activity is like a toolbox.
- Each supports a variety of strategies that are flexible to your needs.
- The following slides offer ideas for how each activity can be used.








Activity	How to Use It	Time
 Diagram It!	 Introducing Connections   Warm-Up  Exit Ticket  Starting a Discussion	2 to 5 minutes
 Drawing Board	 Exit Ticket   Partner Work	5 to 15 minutes
 Explain Your Work	 Formative Assessment   Starting a Discussion <i>Consider doing this activity over two sessions.</i>	15 to 30 minutes










-  Independent
-  Pairs
-  Small Groups
-  Whole Class
-  *Recommended*






The first strategy listed is the one we recommend trying first.

Activity	How to Use It	Time
 Level Up	 Formative Assessment 	2 to 5 minutes
 Matching	 Warm-Up  Partner Work  Exit Ticket	2 to 5 minutes
 Math Problem Maker & Solver	 Culminating Activity (Note: Partners are determined randomly.) <i>Consider doing this activity over two sessions.</i>	30 to 60 minutes
















-  Independent
-  Pairs
-  Small Groups
-  Whole Class
-  *Recommended*






Level Up is the end-of-unit knowledge check.


Activity	How to Use It	Time
 My Voice: Words	 Warm-Up  Homework	10 to 20 minutes
 My Voice: Phrases/ Questions	 Exit Ticket   Warm-Up  Partner Work  Homework	5 to 10 minutes
















-  Independent
-  Pairs
-  Small Groups
-  Whole Class
-  *Recommended*






My Voice can get noisy if the whole class does it together, so it can be a good candidate for use as homework.

Activity	How to Use It	Time
 Picture Pairs	 Starting a Discussion  Warm-Up  Partner Work  Formative Assessment  Exit Ticket	5 to 10 minutes
 Read Along	 Partner Work   Introducing Connections  Starting a Discussion	5 to 15 minutes
 Scrambled Sentences	 Warm-Up   Exit Ticket	5 to 15 minutes










-  Independent
-  Pairs
-  Small Groups
-  Whole Class
-  *Recommended*






The  symbol means the activity comes with an answer key.

Activity	How to Use It	Time
 Scrambled Words	 Warm-Up   Partner Work  Exit Ticket	2 to 10 minutes
 Sort It Out	 Exit Ticket   Warm-Up  Partner Work  Formative Assessment	5 to 10 minutes
 Tall Tales	 Formative Assessment   Exit Ticket	5 to 10 minutes

-  Independent
-  Pairs
-  Small Groups
-  Whole Class
-  *Recommended*

The time range can vary based on the volume of content and each student's individual pace.

Activity	How to Use It	Time
 Vocab Lab	 Exit Ticket   Partner Work  Formative Assessment	5 to 15 minutes
 Word Gallery	 Introducing Concepts  Warm-Up  Homework	5 to 10 minutes


-  Independent
-  Pairs
-  Small Groups
-  Whole Class
-  *Recommended*

Word Gallery can be used as a reference tool throughout the unit.

Weekly Planner: A Google Sheet

1	Unit Name:	Geometry Unit 01A-C: Transformation on the Coordinate Plane & Using Rigid Motion				
2						
3	Week of _____	Monday	Tuesday	Wednesday	Thursday	Friday
4	Lesson Topic:	Geometry Terms		Mapping Geometric Features		Geometry Terms
5						
6	Activity #1	Word Gallery ▼	▼	Read Along ▼	▼	My Voice: Words ▼
7	Time Estimate	10 minutes	N/A	15 minutes	N/A	20 minutes
8	Setting	Whole Class ▼	▼	Independent Work ▼	▼	Pairs ▼
9						
10	Activity #2	Picture Pairs ▼	▼	Diagram It! ▼	▼	Scrambled Words ▼
11	Time Estimate	10 minutes	N/A	5 minutes	N/A	10 minutes
12	Setting	Independent Work ▼	▼	Independent Work ▼	▼	Independent Work ▼
13						
14	Activity #3	Matching ▼	▼	▼	▼	Vocab Lab ▼
15	Time Estimate	5 minutes	N/A	N/A	N/A	15 minutes
16	Setting	Independent Work ▼	▼	▼	▼	Independent Work ▼
17	Total Class Time	25 minutes	N/A	20 minutes	N/A	45 minutes
18						





Getting Started



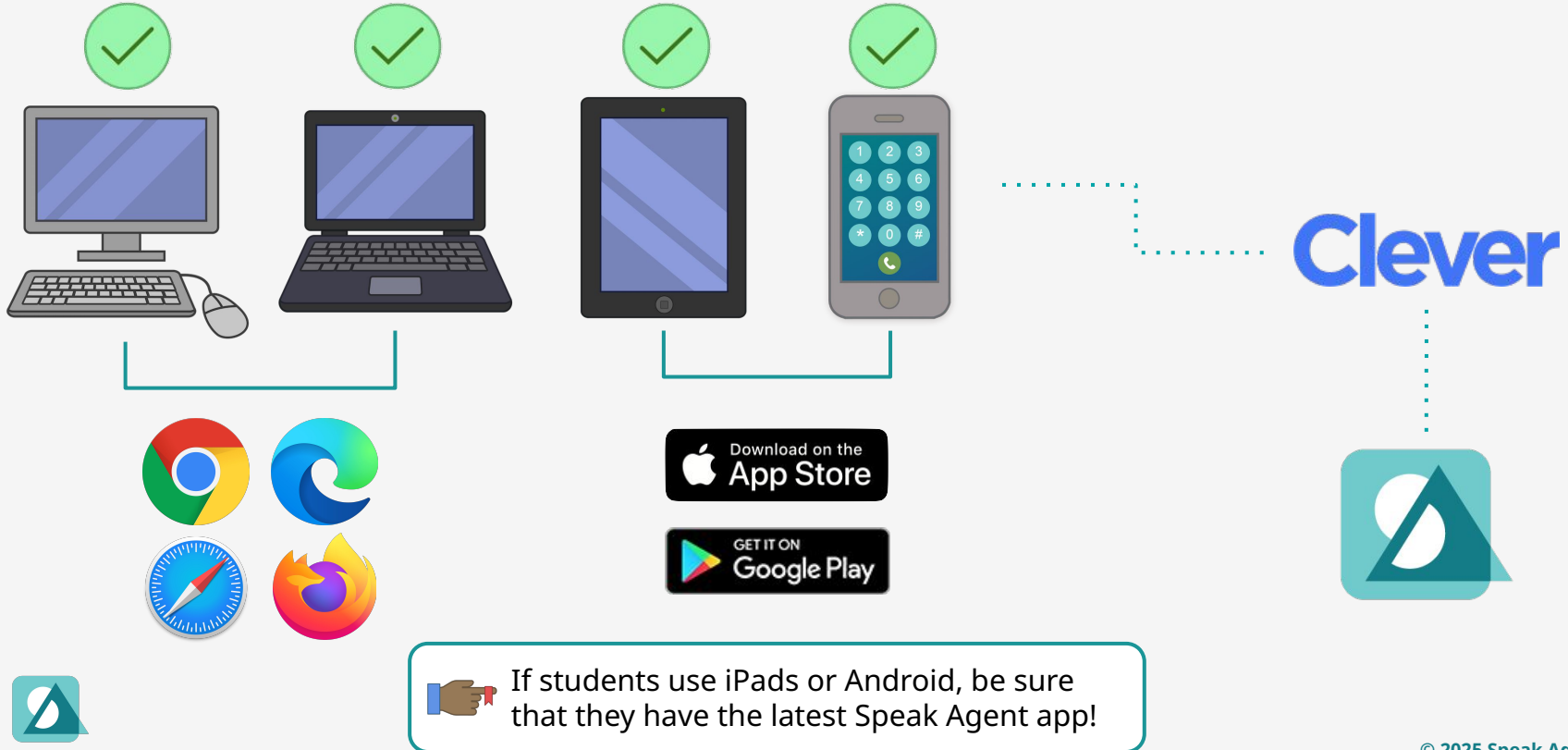
Preparation

Let's first take a look at what you'll need to know before using Speak Agent in your classroom.

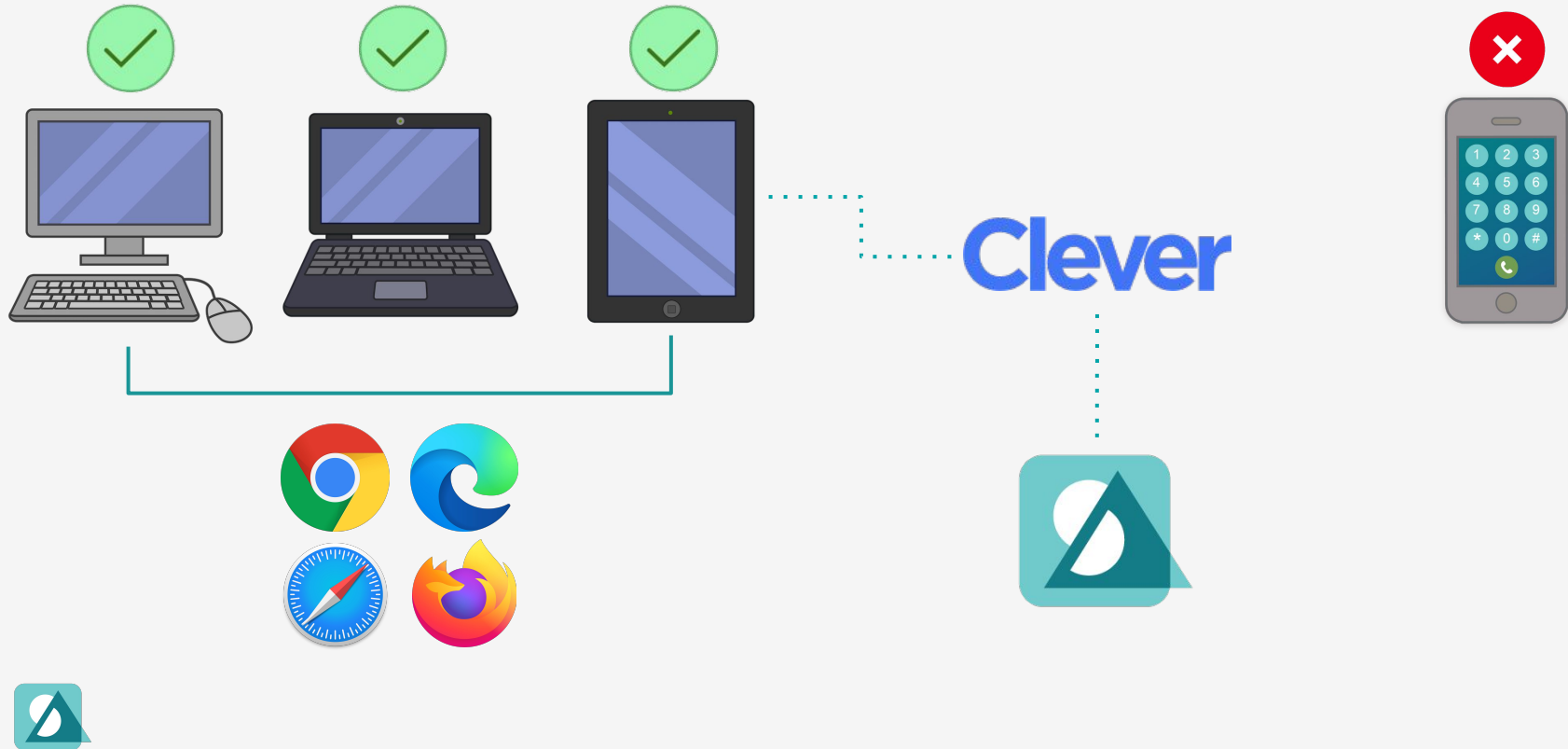
- Access
- Rosters
- Finding lessons
- What's in a lesson
- Preview



Student Access



Teacher Access



Home

Classes & Students

Lessons

Wordlists

Academy

Back to Classes

 | Class Detail

Class: Middle School | Demo Class

Manage Class Roster

Add Students

Assign Lesson

Print Login Info

Edit Info

Create Story Spin

Description:

Lesson Progress

Roster (5)

Charts

Activity

Inbox

Leaderboard

Story Spin

enter text here

Last Name	First Name	Required Activities Done		Lessons Done	
DeLeo	Camilla	0 of 9	0%	0 of 1	0%
Garza	Xavier	0 of 24	0%	0 of 3	0%
Lange	Mimi	4 of 17	24%	0 of 2	0%
Lazlo	Michael	0 of 17	0%	0 of 2	0%
London	Dan	0 of 17	0%	0 of 2	0%

The **Roster** tab shows the students enrolled from your SIS (updated daily). Click a student's name for details.

© 2025 Speak Agent, Inc. | 75

Class: AiA PD | October 20, 202

[Manage Class Roster](#) [Assign Lesson](#) [Print L](#)

Lesson Progress

enter text here

Last Name	First Name	Required Activities Done
Chao	Kimberly	2 of 17 12%
Cortes	Camila	0 of 17 0%
Ellison	Emily	0 of 17 0%
Fischer	Genesis	3 of 17 18%
Garcia	Isabella	0 of 17 0%
Garza	Joaquin	0 of 17 0%

To drop a student, click the **x** and **Save Changes**.

Type the name of a student in the box below.

Enter Name of Student

Class Roster

- Chao, Kimberly **x**
- Cortes, Camila **x**
- Ellison, Emily **x**
- Fischer, Genesis **x**
- Garcia, Isabella **x**
- Joaquin **x**
- Ismail, Joseph **x**
- Phillips, Mia **x**
- Tronconis, Daniel **x**
- Velasquez, Jayden **x**

Last Name	First Name	Username
Alvarez	Luis	luis564
Chao	Kimberly	kimberly370
Cortes	Camila	camila540
Ellison	Emily	emily656
Fischer	Genesis	genesis158
Garcia	Isabella	isabella944
Garza	Joaquin	joaquin479
Ismail	Joseph	joseph649
Phillips	Mia	mia844

The **Save** button is down here.

Press **Manage Class Roster** if you need to override your SIS.

Lessons

+ Create New Lesson

1

Organization Lessons
(71)

Lessons You Made
(1)

Enrichment
(17)

Search Lessons:

Reset

Search by title or keyword



Narrow By:

LSN Government x

x



















v

Grade(s)

v

☐ Include lessons made by other teachers.


1 2 3 »


 <input type="checkbox"/>	Title 	Classes Assigned To	Subject	Grade	Tags	Actions
 4	LSN 0.0 Foundational Vocabulary	-	LSN Government	10		  
 5	LSN 1.1A Foundations & Types of Government	1	LSN Government	10		  
 5	LSN 1.1B Foundations & Types of Government	-	LSN Government	10		  
 5	LSN 1.1C Foundations & Types of Government	-	LSN Government	10		  


To find a lesson, go to **Lessons** and search by topic or filter by course.

Lesson Search Tips

1

 Organization Lessons (4)


 Lessons You Made (1)

 Enrichment (17)

Reset

Search Lessons:

Search by title or keyword





















Narrow By:

LSN Government x

Grade(s)

☐ Include lessons made by other teachers.

	 	Title	Classes Assigned To	Subject	Grade	Tags	Actions
 4		LSN 0.0 Foundational Vocabulary	-	LSN Government	10		  
 5		LSN 1.1A Foundations & Types of Government	1	LSN Government	10		  
 5		LSN 1.1B Foundations & Types of Government	-	LSN Government	10		  
 5		LSN 1.1C Foundations & Types of Government	-	LSN Government	10		  

Show only favorites

Add to Favorites

Favorite lesson

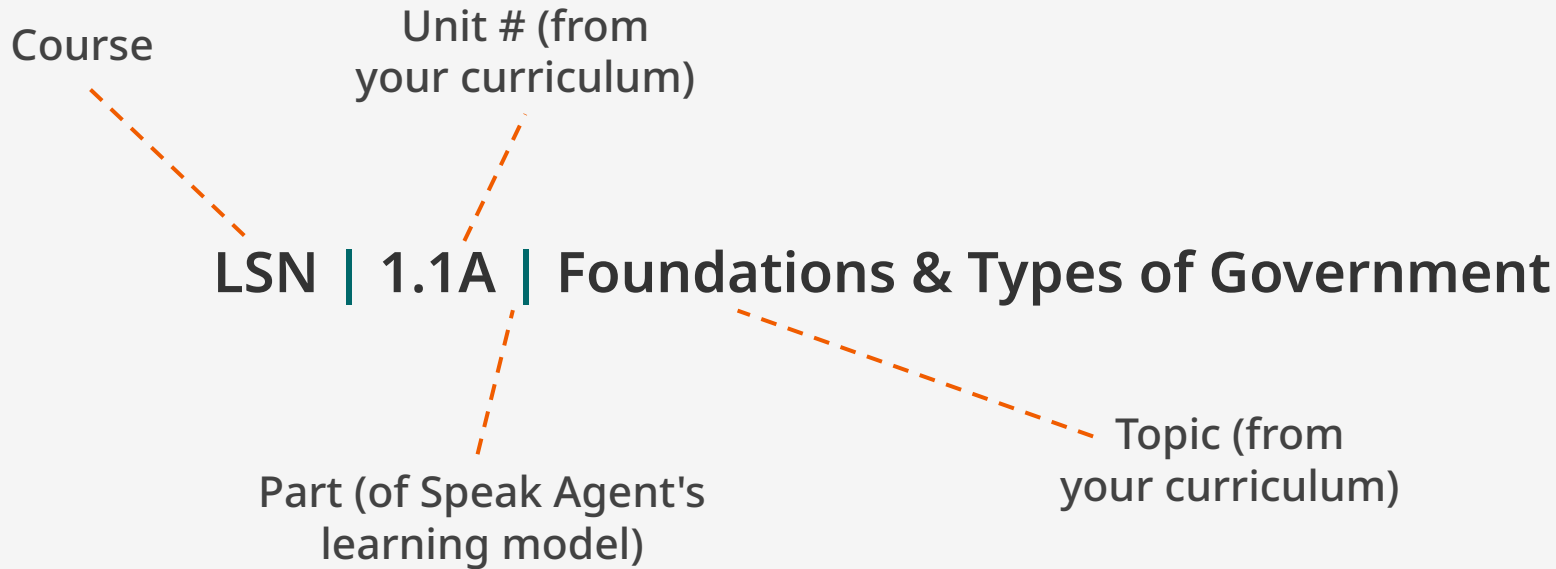
Assigned to one class

Share link

Preview



How Lessons Are Named



Most Lessons Have Three Parts: A, B, C

Part A: Acquire the Vocabulary	Part B: Build Comprehension	Part C: Communicate Reasoning
Introduces the academic vocabulary to enable students to access content.	Builds background knowledge and connects content to the real world.	Students build content knowledge by communicating their thinking.
Engages students in listening, speaking, and morphology practice using visual aids.	Engages students in reading and interacting with simplified but age-appropriate texts.	Ramps up the text complexity and adds opportunities for open-ended expression.



How Lesson Parts Are Named

This is Part A
of the lesson.

LSN | 1.1A | Foundations & Types of Government

LSN | 1.1B | Foundations & Types of Government

This is Part B
of the lesson.



Why Do Lessons Have Multiple Parts?

- It delivers the material in chunks that are manageable for you and not overwhelming for students.
- It gives you flexibility with pacing and differentiating instruction for your classes and students.
 - We generally recommend assigning the parts in order, but the decision is up to you.
 - Part A generally works best at the start of a new unit or topic.
 - Part B generally works best as the class digs deeper into the topic.
 - Part C is designed for use at the end of the unit.
- It ensures that students have a variety of ways to stay engaged with the key academic concepts and content.


















LSN | 1.1A | Foundations & Types of Government ❤️

[→ 🖨️ Assign to Class](#)
[→ 👤 Assign to Student](#)
[👁️ Preview](#)
[💬 View Wordlist](#)
[📄 Copy](#)
[🖨️ Print](#)

Description

* Compare types of government. * Define powers enumerated in the Constitution.

Activities

Title	Type	Stage	Time Estimate	Actions
 10.1 A: Foundations & Principles	Word Gallery	Acquire	3 - 10 min.	
 Governments and Powers	Scrambled Words	Acquire	2 - 10 min.	
 10.1 A: Foundations & Principles	My Voice: Words	Acquire	10 - 20 min.	
 10.1 A: Foundations & Principles	Picture Pairs	Acquire	5 - 10 min.	
 A New Government	Scrambled Sentences	Comprehend	5 - 15 min.	 
 10.1 A: Foundations & Principles	Matching	Acquire	2 - 5 min.	



This lesson is assigned to 1 class.


Stages from our learning model.


Most lessons start with a Word Gallery.

Lesson Details

Assigned To:

 **Classes:** 1 

 **Directly to Students:** 0

Direct Link: 

Grade(s):

10

Subject(s):

LSN Government

Date Created: Jun 03, 2024

Last Update: Sep 16, 2025

Visibility: Shared

Language: English (U.S.)

What's in a lesson? Let's take a look! We will start by previewing the lesson as a student.



LSN | 1.1A | Foundations & Types of Government

Complete the activities to finish this lesson.



Word Gallery

10.1 A: Foundations & Principles



How is it going?

Ready to start



Scrambled Words

Governments and Powers



How is it going?

Ready to start



My Voice: Words

10.1 A: Foundations & Principles



How is it going?

Ready to start



Picture Pairs

10.1 A: Foundations & Principles



How is it going?

Ready to start



Scrambled Sentences

A New Government



How is it going?

Ready to start



Matching

10.1 A: Foundations & Principles



How is it going?

Ready to start



Preview a lesson to see what the student experience is like and/or use preview mode to run teacher-led activities. Close the tab to go back.



LSN | 1.1A | Foundations & Types of Government

Complete the activities to finish this lesson.

Word Gallery
10.1 A: Foundations & Principles

How is it going?
Ready to start

Scrambled Words
Governments and Powers

How is it going?
Ready to start

My Voice: Words
10.1 A: Foundations & Principles

How is it going?
Ready to start

Picture Pairs
10.1 A: Foundations & Principles

How is it going?
Ready to start

Scrambled Sentences
A New Government

How is it going?
Ready to start

Matching
10.1 A: Foundations & Principles

How is it going?
Ready to start

Click an activity to launch it! No progress will be recorded in preview mode. Use this to run activities on the big screen.



Math 6 | 1.1A | Negative Numbers & Absolute Value ❤️

Assign to Class Assign to Student Preview View Wordlist Copy Print

Description

* Negative numbers in the real world * Ordering rational numbers * Absolute value of

Print Lesson Details

Print Word Wall

Print Cognates

Algebra 2 Unit 01A: Creating & Interpreting Quadratic Functions L2				
Description		Subjects		
* The shape and key features of a parabola *		HS Algebra II		
The basic features of a quadratic function/equation		Tags		
Language		A.APR.B.3 N.CN.B.4 F.BF.B.3		
English (U.S.)		A.CED.A.2 F.BF.B.4 F.IF.C.9 N.CN.A.3		
List of Activities		A.REI.B.4.a N.CN.A.2		
#	Title	Type	Stage	Time Estimate
1	Quadratic Functions	Word Gallery	Recognize	3 - 10 min.
2	Introduction to Parabolas	Video		
3	Butterfly Symmetry	Diagram 1!: Free-write / Record	Communicate	2 - 5 min.
4	Trip to the Colosseum	Read Along	Comprehend	5 - 15 min.
5	Game of Catch	Tall Tales	Comprehend	5 - 10 min.
6	Quadratic Functions	Scrambled Sentences	Comprehend	5 - 15 min.

Word Wall - Algebra 2 Unit 01A: Creating & Interpreting Quadratic Functions L2		
$f(x)=ax^2+bx+c$		
quadratic function	parabola	vertex of a parabola
x-intercept	symmetry	axis of symmetry
minimum	maximum	polynomial

Time Estimate Actions

3 - 10 min.

LOS COGNADOS	
<p>parabola</p>	<p>numero racional</p>
<p>negative</p>	<p>rational number</p>

Lesson Details

Assigned To:

Classes: 1

Directly to Students: 2

Direct Link:

Grade(s):

Grade(s):

School Math

Created: Jun 07, 2024

Updated: Jul 27, 2025

Shared

Language: English (U.S.)

You can optionally **Print** PDFs of the lesson plan, a word wall, and/or Spanish cognates.



✓	✗
3	π
$\sqrt{4}$	$\sqrt{2}$
11	4π
$\frac{1}{2}$	$\sqrt{7}$

→  **Assign to Class**






→ **Assign to Student**

 Preview

 [View Word](#)

* Negative numbers in the real world * Ordering rational numbers * Absolute value of numbers and absolute values with sea level

Activities

Title	Type	Stage	Time
 Rational Number Review	Word Gallery	Recognize	3
 Rational Number Review	Picture Pairs	Recognize	5
 Rational Number Review	Scrambled Words	Recognize	2
 Rational Number Review	My Voice: Words	Recognize	1
 Rational Number Review	Matching	Recognize	2



Word Gallery Activity Guide

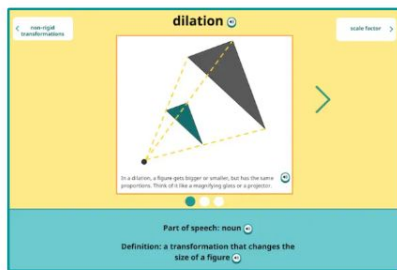
 **Print Activity Guide**

Title

Rational Number Review

Stage

Recognize



Time To Complete

3 to 10 minutes


Learning Goal & Strategy

Word Gallery introduces new vocabulary through multimodal practice. It includes two views: a word wall and an image gallery. Each word in the gallery comes with photos and illustrations that display well on a big screen.

- Present new words by sharing your screen with the class.
- Encourage class participation by asking what students already know about each word or image. Use this to discover any misconceptions.
- Finally, ask students to review the unit vocabulary independently.

Communication Modes



Click the  guide icon to learn how to use each activity.



- Home
- Classes & Students
- Lessons
- Wordlists
- Academy



Math 6 | 1.1A | Negative N

Assign to Class

Assign to Student

Preview

Description

* Negative numbers in the real world * Ordering rational numbers * numbers and absolute values with sea

Activities

Title	Type	Stage
Rational Number Review	Word Gallery	Recogn
Rational Number Review	Picture Pairs	Recogn
Rational Number Review	Scrambled Words	Recogn
Rational Number Review	My Voice: Words	Recogn
Rational Number Review	Matching	Recogn

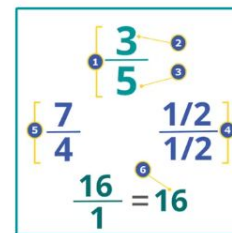
Diagram It!: Label Answer Key



Fraction Frenzy

Print Answer Key

Diagram



Slot Number

Word Or Phrase

1	fraction
2	numerator
3	denominator
4	complex fraction
5	improper fraction

Click the key icon to see answer keys, where applicable.

Putting It Into Practice

Let's first take a look at what you'll need to do to start using Speak Agent in your classroom.

- Instructional guidance
- Assigning lessons
- Sharing and collaboration



Instructional Uses—Flexible to Classroom Needs

SAMPLE BLOCK - OPTIONS

Bell Ringer. Students sign in and get to work as soon as they enter the classroom!

Lesson. Teachers introduce new concept using a Speak Agent activity. Students keep Word Gallery open as a reference tool.

Small Group. Teacher leads instruction in small groups or pairs.






Independent Practice. Students not in groups engage in self-paced work.

Exit Ticket. Put a Speak Agent activity up on the big screen to engage in whole-class reflection—or use a writing activity as an exit ticket.

At Home. Assign Speak Agent as homework—or let students try bonus activities.



Dosage

SAMPLE Plan for One Week					
Day	Monday	Tuesday	Wednesday	Thursday	Friday
Speak Agent Activity	 Word Gallery	 My Voice & Scrambled Sentences	 Read Along & Matching	 Vocab Lab	 Explain Your Work
Setting	Whole Group	Pairs	Independent	Small Group	Independent
Time on Task	5m	15m	15m	10m	15m



The recommended dosage is **4 hours per month**.

Assignments

- Once you've selected a lesson to assign, just go to the lesson to assign it to your classes or students.
- You can also manage assignments from a class page and it will work pretty much the same as we show here...





LSN | 1.1A | Foundations & Types of Government ❤️

→  Assign to Class

→  Assign to Student

 Preview

 View Wordlist














 Copy

 Print



Define principles of government. * Define principles of limited government. * Examine types of powers enumerated in the Constitution.

Activities

Title	Type	Stage	Time Estimate	Actions
 10.1 A: Foundations & Principles	Word Gallery	Acquire	3 - 10 min.	
 Governments and Powers	Scrambled Words	Acquire	2 - 10 min.	
 10.1 A: Foundations & Principles	My Voice: Words	Acquire	10 - 20 min.	
 10.1 A: Foundations & Principles	Picture Pairs	Acquire	5 - 10 min.	
 A New Government	Scrambled Sentences	Comprehend	5 - 15 min.	 
 10.1 A: Foundations & Principles	Matching	Acquire	2 - 5 min.	

Lesson Details

Assigned To:

 Classes: 1 

 Directly to Students: 0

[Direct Link:](#) 

Grade(s):

10

Subject(s):

LSN Government

Date Created: Jun 03, 2024

Last Update: Sep 16, 2025

Visibility: Shared

Language: English (U.S.)

Tags(s):

You can set up class assignments any time in advance and set a start time for your students in a later step.

Home

Classes & Students

Lessons

Wordlists

Reports

Academy

$f(x)=ax^2+bx+c$

CCSS Algebra II: Quadratic F

Assign to Class

Assign to Student

Preview

Description

* The shape and key features of a parabola

* The basic features of a quadratic function/equation

Activities

Title	Type
Quadratic Functions	Word Gallery
Trip to Trevi Fountain	Read Along
Quadratic Functions	Vocab Lab
Putting it All Together	My Voice: Question
Quadratic Functions	Word Spin

Enter Name of Class

Class Name

MPM QA Testing

+

Speak Agent All Grades

+

Speak Agent Elem Math & Science

+


Speak Agent HS Math & Science

+

Speak Agent MS Math & Science

-

Add Details →

Choose the class you want to receive the assignment. Press the  plus icon and then **Add Details**.

Home

Classes & Students

Lessons

Wordlists

Reports

Academy

$f(x)=ax^2+bx+c$

CCSS Algebra II: Quadratic Functions

Assign to Class

Assign to Student

Preview

Description

* The shape and key features of a parabola

* The basic features of a quadratic function

Activities

Title	Type
Quadratic Functions	Word Gallery
Trip to Trevi Fountain	Read Along
Quadratic Functions	Vocab Lab
Putting it All Together	My Voice: Questions
Quadratic Functions	Word Spin

Assignment Delivery Date

Now

In the future

08/17/2023 2:37 PM

Due Date (Optional)


Select a Date & Time

Activities

Required?	Title	Type
<input checked="" type="checkbox"/>	Quadratic Functions	Word Gallery
<input checked="" type="checkbox"/>	Trip to Trevi Fountain	Read Along
<input checked="" type="checkbox"/>	Quadratic Functions	Vocab Lab
<input checked="" type="checkbox"/>	Putting it All Together	My Voice: Questions
<input checked="" type="checkbox"/>	Quadratic Functions	Word Spin
<input checked="" type="checkbox"/>	Quadratic Functions	Level Up

Select more classes

Confirm Details



The **Delivery Date** is the date and time when your students will see the lesson in their account. It stays hidden until then.

Home

Classes & Students

Lessons

Wordlists

Reports

Academy

$f(x)=ax^2+bx+c$

CCSS Algebra II: Quadratic Functions

Assign to Class

Assign to Student

Preview

Description

* The shape and key features of a parabola

* The basic features of a quadratic function/equation

Activities

Title	Type
Quadratic Functions	Word Gallery
Trip to Trevi Fountain	Read Along
Quadratic Functions	Vocab Lab
Putting it All Together	My Voice: Questions
Quadratic Functions	Word Spin

Assignment Delivery Date

Now

In the future

09/22/2023 2:00 PM

Due Date (Optional)


09/29/2023 9:00 AM

Activities

Required?	Title	Type
<input checked="" type="checkbox"/>	Quadratic Functions	Word Gallery
<input checked="" type="checkbox"/>	Trip to Trevi Fountain	Read Along
<input checked="" type="checkbox"/>	Quadratic Functions	Vocab Lab
<input checked="" type="checkbox"/>	Putting it All Together	My Voice: Questions
<input type="checkbox"/>	Quadratic Functions	Word Spin
<input checked="" type="checkbox"/>	Quadratic Functions	Level Up

Select more classes

Confirm Details



If you want to make an activity optional, just uncheck the box. This makes it a "bonus activity" for your students.

Managing Assignments

- After you assign a lesson, you can change it:
 - Remove
 - Archive
 - Edit
- You can do this from either of these places:
 - the lesson that you assigned
 - the class/student who received the assignment





LSN | 1.1A | Foundations & Types of Government ❤️

→ Assign to Class

Description

* Compare types of government in the Constitution.

Activities

Title



10.1 A: Foundation Principles



Governments and



10.1 A: Foundation Principles



10.1 A: Foundation Principles



A New Government



10.1 A: Foundations & Principles

Lesson Details

Assigned To:



Classes: 1



Directly to Students: 2



Direct Link:



Lesson Details

Assigned To:

Classes: 1



Directly to Students: 0

Direct Link:



Grade(s):

10

Subject(s):

LSN Government


Date Created: Jun 03, 2024


Last Update: Sep 16, 2025

Visibility: Shared

Language: English (U.S.)

Tags(s):

Click the  edit icon to modify an assignment.



Home

Classes & Students

Lessons

Wordlists

Academy

✓

3

✓

4

✓

11

✓

1/2

✗

11

✓

√2


✗


411


✓

√7

Math 6 | 1.1A | Nega

→  Assign to Class




→  Assign to Student



Description


* Negative numbers in the real world * Ordering ration
Applying negative numbers and absolute values with s






Activities


Title	Type	Sta
 Rational Number Review	Word Gallery	Rec
 Rational Number Review	Picture Pairs	Rec
 Rational Number Review	Scrambled Words	Rec

Classes Assigned To



Click the  icon to edit an assignment and change the dates or required activities.



Class Name	Assigned on	Due on	Actions
Test Class 2025	Jul 27, 2025 04:56PM	No due Date	    



Click the  edit icon next to the assignment you want to modify.


Sharing a Lesson with Students

Lesson Details

Assigned To:


 **Classes: 1** 


 **Directly to Students: 3** 

Direct Link: 

Copy Direct Link






 **Link Copied to Your Clipboard!**


Paste this link in Canvas, Google Classroom, or any message to your students or colleagues. The link will only work for students who have been assigned this lesson.

Close

On the right sidebar of the lesson, click the link icon: .

Now paste the link in Canvas, Google Classroom, or any other tool.

Sharing a Lesson with Colleagues

- Share a lesson using the direct link: 
- If you make your own lesson, you can make it visible in the search results for teachers in your school district (but not other districts). See next slide.



Date Created: Feb 20, 2025

Last Update: Feb 20, 2025

Visibility: Not Shared 

☐ **Not Shared**

Colleagues cannot access this lesson.

☒ **Shared**

Colleagues may use this lesson.



Include lessons made by other teachers.

If you want your lesson to show up in search results for colleagues in your district, change the visibility to **Shared**.

Collaborating with Co-Teachers

- Co-teachers/specialists get full access to class/student assignments, data reports, and other features.
- You can also collaborate with paraprofessionals and long-term subs.
- We automatically grant them access, but only if they are set up correctly in your SIS.
 - They need to be a teacher on the class section in the SIS.
 - This will generate a login for them (through Clever), add them as a teacher of your class, give them access to all the students, and let them manage assignments.
 - Tell your school scheduler to give them a "teacher" role in the SIS for your class section.
 - If you need an urgent workaround, please contact our support team!




Recap: Getting Started



Let's review:

- ✓ How do students get access?
- ✓ Where are my class rosters?
- ✓ What's in a lesson?
- ✓ Using "preview"
- ✓ Putting it into practice





Progress Monitoring

Class: Middle School | Demo Class

 Manage Class Roster

 Add Students





















 Assign Lesson

 Print Login Info

 Edit Info

 Create Story Spin

Description:

 Lesson Progress	 Roster (5)	 Charts	 Activity	 Inbox	 Leaderboard	 Story Spin
Lesson Reports 	Start Date	Due Date	Student Progress	Actions		
CCSS Math 8: Linear Functions	Feb 23, 2024 12:19PM	Mar 08, 2024 01:00PM	0 of 3 0%	     		
CCSS Math 8: Squares, Cubes, & Decimals	Jul 25, 2025 02:36PM	No Due Date	0 of 5 0%	     		

The **Lesson Progress** tab gives you access to all lesson reports for assignments made to the class.

Lesson: Math 6: Number Lines & Coordinate Planes

Class Progress

Aa Words

Level Up

Optional

Optional

Optional

Optional

Optional

Optional

Optional

Optional

Optional

Optional

Last Name	First Name	Required Activities Done	Optional Activities Done	Word Gallery	Diagram It: Label	Picture Pairs	Scrambled Sentences	Diagram It: Label	Read Along	Diagram It: Free-write / Record	Read Along	Matching	Level Up: Formative Assessment
Alvarado	Sofia	82%	—	✓	✓ 4/4	✓ View 14/16	—	✓	✓	✓	✓ View	✓ 6/10	— 3/6
Garza	Xavier	45%	—	✓	—	✓ View 16/16	—	—	—	—	—	✓ 6/9	—
Nguyen	Trang	55%	—	✓	✓ 4/4	✓ 15/16	✓ 47/49	—	—	—	—	✓ 6/11	✓ 4/6
Roman	Jayden	0%	—	—	—	—	—	—	—	—	—	—	—
Santos	Joaquin	55%	—	✓	✓ 4/4	✓ View 14/16	—	✓ 6/6	—	—	—	✓ 6/10	— 3/6
Student A1	New	9%	—	—	✓ 4/4	—	—	—	—	—	—	—	—

Displays the most recent score:

correct answers

total # learning opportunities

Lesson reports show student progress and scores.

Lesson: Math 6: Number Lines & Coordinate Planes

Class Progress		At Words	Level Up											
Last Name	First Name	Required Activities Done	Optional Activities Done	Optional Word Gallery	Optional Diagram It!: Label	Optional My Voice: Words	Optional Picture Pairs	Optional Scrambled Sentences	Optional Diagram It!: Label	Optional Read Along	Optional Diagram It!: Free-write / Record	Optional Read Along	Optional Matching	Optional Level Up: Formative Assessment
Alvarado	Sofia	82%	—	✓	✓ 4/4	✓ View	✓ 14/16	—	✓ 6/6	✓ View	✓	✓ View	✓ 6/10	— 3/6
Garza	Xavier	45%	—	✓	—	✓ View	✓ 16/16	—	—	—	✓	—	✓ 6/9	—
Nguyen	Trang	55%	—	✓	✓ 4/4	—	<div> <div>Scores:</div> <div>1st Try: 7/16</div> <div>2nd Try: 5/16</div> <div>3rd Try: 16/16</div> </div>	✓ 47/49	—	—	—	—	✓ 6/11	✓ 4/6
Romano	Jayden	0%	—	—	—	—		—	—	—	—	—	—	—
Santos	Joaquin	55%	—	✓	✓ 4/4	✓ View	✓ 14/16	—	✓ 6/6	—	—	—	✓ 6/10	— 3/6
StudentA1	New	9%	—	—	✓ 4/4	—	—	—	—	—	—	—	—	—

Click a student's name for their individual report.

To see a portfolio item, click the [View](#) link.

Lesson: Math 6: Number Lines & Coordinate Planes

Class Progress

Aa Words

Level Up

This class has learned the following unit vocabulary in Math 6: Number Lines & Coordinate Planes:

Word	Recognized	Comprehends	Communicates
absolute value	40%	20%	0%
coordinate plane	80%	60%	0%
describe	<div>Not Passed:</div> <div>Henry Quincy</div>	20%	0%
determine	40%	40%	0%
inverse	40%	0%	0%
number line	80%	60%	0%

Choose the **Words** tab to see class vocabulary progress for the current lesson. Hover your mouse over a bar to see details.



Class Progress

Ala

Words



Level Up %

This class selected the following responses in Algebra II Unit 01A: Quadratic Functions:

 [Answer Key >](#)

Question	% Correct (1st Try)	Most Common Wrong Answer
Talia threw a ball up into the air. When the ball reaches the top it represents the:	10 of 12 <div><div>83%</div></div>	Minimum
How can you tell if a polynomial function is quadratic?	4 of 12 <div><div>33%</div></div>	There is a term with an x.
How would you describe the shape of a parabola?	12 of 12 <div><div>100%</div></div>	The two ends go in opposite directions.

Choose the Level Up tab to see the results of end-of-unit knowledge checks. Hover your mouse over a bar to see details.

Class: Reports Demonstration

Manage Class Roster

+ Add Students

Assign Lesson

Print Login Info

Edit Info

+ Create Story Spin



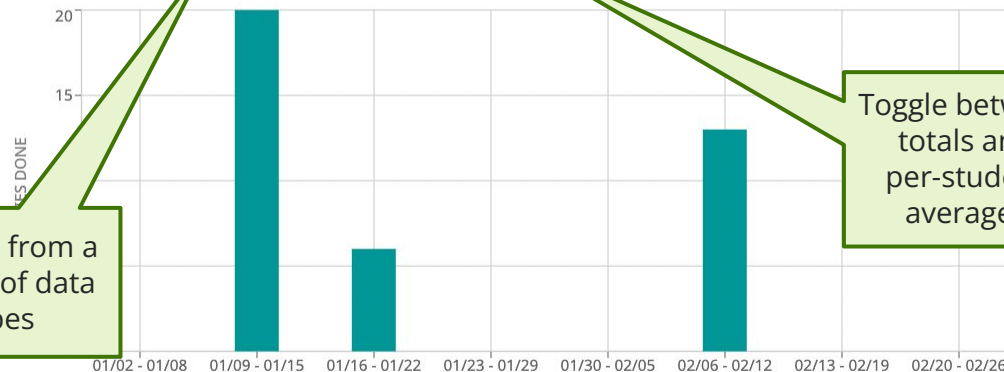
Rolling 8 Weeks

8 Weeks

Activities Done

Show Totals

Show per-Student Averages



View a rolling 4, 8, or 12 weeks of data

Choose from a variety of data types

Toggle between totals and per-student averages

Class Information

Students: 5

Lessons Assigned: 4

Created: Jan 05, 2023

Description

This class is for administrators to see what the reports look like for teachers who use Speak Agent!

Use the **Charts** tab to view class usage and progress trends.

Sign Up for Weekly Progress Reports



Honor Roll

This section lists any students who scored 100% on an activity on their first try in the past week.



Vocabulary Champs

This section lists any key academic concepts or words that your students mastered in the past week. For example, if it reads ***isosceles triangle (+3)***, that means three students learned it.




Students Who Need Support

This section lists the names of students who have struggled with an activity in the past week. We determine this if they failed to finish an activity after **five tries**. Click their name to see details.



Here's How:



Your Account

Settings Activities

First Name Last Name

Divya Shannon

Alias

Email

divya@speakagent.com

Change Password

☒ Email me a weekly class summary report!

Save Edits

When will my email arrive?

Every Sunday night.

Will it cover all my classes?

Yes, a single weekly email has data for all of your students across all class sections.

How do I opt out?

You will not be automatically signed up. You can opt in or out at any time.



Recap: Progress Monitoring



Let's review:

- ✓ Class lesson reports
- ✓ Word progress
- ✓ Level Up reports
- ✓ Trend charts
- ✓ Weekly email option



Deep-Diving Data Monitoring

**PD 204: Student
Progress Monitoring**

**PD 205: School Data
Leadership**





Support

Personal Coaching by Zoom



Click a coach's name to book a Zoom meeting!

Coaching Calendars

Book a coaching session at your convenience with any of our coaches!



Andrea Blair, Ed.D.
Expertise: Math (Secondary)



Brian Camus, M.Ed.
Expertise: Science (Secondary)



Dan LaFountain, M.Ed.
Expertise: Math & Science (K-6)



Ben Grimley
Expertise: English Language Development

Meet with Andrea Blair

< October 2024 >

SUN	MON	TUE	WED	THU	FRI	SAT
		1	2	3	4	5
6	7	8	9	10	11	12
13	14	15	16	17	18	19
20	21	22	23	24	25	26
27	28	29	30	31		

How long do you need?

15 mins

30 mins

What time works best?

Showing times

UTC -04:00 East

Pick a time and our Agent will drop right in!

9:30 am

9:45 am

10:00 am

10:15 am

10:30 am

10:45 am



Your Mission Hub

Find everything you need to start your mission in one place!

speakagent.com/pgcps



What's on the Mission Hub?

Guides & Tools



[Teacher's Guide](#)



[Accessibility Guide](#) | [la Guía de Accesibilidad](#)



[Activity Finder](#)

Help Resources



[Search Our Knowledge Base](#)



[Open a Support Ticket](#)



[Student Help page](#)

For students with disabilities/IEP.

How-to articles and videos.

For any issues or questions.





Takeaways

Are you ready to get started?

Getting Started Checklist

- ❑ Check your class rosters.
- ❑ Find your **first lesson** and preview it.
- ❑ Plan your first week of Speak Agent. (Optional: Use the [planner](#).)
- ❑ **Assign** the first lesson to your classes.
- ❑ Model the first few activities on the big screen to get students familiar with them. Communicate expectations for speaking and writing activities.

If you need help, visit the PGCPs Mission Hub at speakagent.com/pgcps.



Thank you for participating!

in PD Course 101



Gremlins got your notes? We'll share slides!

